

# Supply Annual Report 2015



FEATURE

## Supply financing solutions for children

Interventions to meet increased demand for affordable life-saving supplies in a rapidly changing global context





## Cover photo

◀ **Nepal:** A porter carries UNICEF-provided vaccines to a health post in Gorkha District – the epicentre of the earthquake on 25 April 2015 – for a measles, rubella and polio vaccination campaign

▶ **Vanuatu:** Students sit inside a UNICEF tent being used as a temporary classroom after their school was badly damaged by Cyclone Pam on 13 March 2015



▶ **Bolivia:** Maribel, 8, and Shirley, 6, wash their hands at a hand-washing station in the Guaraní community. The girls wear the traditional dress of the indigenous Guaraní

### About UNICEF

UNICEF promotes the rights and wellbeing of every child in everything we do. Together with our partners, we work in 190 countries and territories to translate that commitment into practical action, focusing special effort on reaching the most vulnerable and excluded children, to the benefit of all children, everywhere.



FOR MORE  
INFORMATION ABOUT  
UNICEF AND ITS  
WORK, PLEASE VISIT  
[WWW.UNICEF.ORG](http://WWW.UNICEF.ORG)



# Contents



## Influencing markets

Strategic procurement and market and price transparency improved supply security and affordability of key products for children  
**Page 14**



## Savings 2015

Savings of \$422.8 million achieved in 2015 took total savings to \$1.068 billion since 2012  
**Page 16**

### More stories

UNICEF Supply strategies	Page 6
Health emergencies	Page 24
Partnerships	Page 28
Product innovation	Page 32
Supplies for children with disabilities	Page 34
The Supply Community	Page 36
Quality management	Page 38
The Global Supply Warehouse	Page 39
Procurement overview 2015	Page 40
Supplier countries	Page 42

### Global procurement statistics

Annex 1	Page 44
Annex 2	Page 46
Annex 3a	Page 86
Annex 3b	Page 88
Annex 4	Page 90

### FEATURE

## Supply financing solutions for children

An expanding range of financing interventions helped avoid supply gaps, increased country self-sufficiency, secured lower prices and faster product availability, and fostered domestic growth  
**Page 8**

### Financing in-depth

Pre-financing	Page 9
Increasing governments' fiscal space	Page 11
Special contracting arrangements	Page 12
Local supplier-base development	Page 13



## Emergencies

Natural disasters, protracted conflicts and mass migration left millions of children vulnerable and in need of protection and life-sustaining humanitarian assistance  
**Page 19**



## Supply chain strengthening

New tools, platforms and partnerships are supporting countries to strengthen local systems, build technical capacity and ensure sustained supply chain performance  
**Page 30**

# Agile, resilient and sustainable supply chains for children

Improving accessibility, bridging financial gaps, generating savings and strengthening supply chains with governments

**F**or 70 years, securing the health and wellbeing of children around the world has been at the heart of everything UNICEF says and does.

Between 2000 and 2015, the global community made great strides to improve the lives of children and their families – galvanized by the common objectives of the Millennium Development Goals (MDGs). The collective commitment of governments, donors, partners and international institutions more than halved under-five mortality rates since 2000 (from 12.7 million to 5.9 million children); contributed to an almost 50 per cent fall in extreme poverty (from 1.9 billion to 836 million); provided access to water for 2.6 billion people; and helped 43 million additional children attend primary school each year – many of these are girls. But there is more yet to do.

In September 2015, world leaders committed to the Sustainable Development Goals (SDGs), a renewed global push, between now and 2030, to end extreme poverty, fight inequality and injustice and address climate change. The 17 SDGs include goals that are specific to the health and wellbeing of children and adolescents. Access to affordable, high-quality vaccines, medicines, water and sanitation and education supplies is critical to realizing the SDGs.

UNICEF remains one of the largest buyers of supplies for children and in 2015 procured over \$3.4 billion in supplies and services. At the same time, UNICEF Supply responded to increased requests from governments for technical expertise, knowledge sharing and collaboration to optimize supply chains,

prevent stock-outs, reduce costs and ensure timely delivery. UNICEF uses evidence-based strategies that focus on competition, transparency, special financing, special contracting and partner collaboration to tackle market issues to achieve value for money, sustainability and meet demand. These efforts contributed to increased availability and declining prices in 2015: Over \$422.8 million in savings and cost avoidance was achieved in 14 commodity groups across the year, bringing cumulative savings since 2012 to \$1.068 billion.

The rapidly growing supply financing area of UNICEF's work is core to achieving the above and is the theme of this year's annual report. Initially, UNICEF's support in this area focused on securing bridge financing for countries experiencing gaps in the timely availability of funds to buy supplies. However, in the last five years, the work on supply financing solutions for children has expanded markedly. It covers special contracting arrangements that help address market uncertainties and contribute to lower prices; technical support to build countries' budgeting, financing and procurement self-sufficiency; and efforts to encourage expansion of the local supplier-base. The report explains each of these financing interventions, and through country examples, illustrates the impact of these efforts on the lives of children.

Alongside efforts to establish agile, resilient supply chains, UNICEF Supply continued to respond to the needs of children caught in crisis and conflict throughout 2015. The Supply emergency response reached children in Burundi, the Central African Republic,

Ethiopia, Guinea, Iraq, Liberia, Malawi, Nepal, Sierra Leone, South Sudan, Syria and Vanuatu. UNICEF Supply also supported migrant and refugee children risking their lives to find safety and education in Europe.

Despite this varying and often challenging operational environment, achievements across the year demonstrate the scope and value of UNICEF Supply and its potential to contribute to global efforts to ensure children and young people are healthy, safe, educated and empowered. The drive to integrate sustainability into supply chains for children is built upon ingenuity, perseverance and compassion – qualities that define UNICEF colleagues who procure and deliver supplies that help fulfil every child's right to a full and healthy life. •





▼ **Pakistan:** Skakil, 2, sits with his mother at home in Sheikhpura District, in Punjab Province after having been vaccinated against measles. More than 1 million children in the district were vaccinated (nearly 100 per cent coverage of children under 5) as part of a measles immunization campaign conducted by the district health authorities

# UNICEF Supply strategies

Improving efficiency and strengthening coordination for sustainable supply chains for children

UNICEF established ‘**supply strategies**’ to improve supply and logistics operations, and strengthen partnerships with governments and other organizations. Improved efficiency and effectiveness enables UNICEF to meet priorities and humanitarian objectives.

These strategies are: timely and quality **Service Delivery; Preparation and Emergency response**, including responses to public health emergencies; **Strengthening Supply Chains with Governments** to ensure supplies are financed, reach children and are sustained; **Monitoring** to increase transparency through real-time data and to allow for early identification and mitigation of issues and bottlenecks; **In-Country Logistics** so that customs clearance, inventory management and inland transportation are timely and of quality; utilizing **Product Innovation** to drive supplies that are fit-for-purpose and scalable; **Influencing Markets** so markets are healthy and life-saving supplies are accessible, and **Supply Financing Solutions** to bridge timing gaps, secure demand and achieve affordable pricing. In addition, strategies that underpin this work include **Optimizing** internal systems

and processes, improving our work via external **Partnerships** applying **Project and Results-based Management** to our work, drawing on **Evaluations** as a source for continuous learning and improvement, and the professional development, mobility and connectedness of staff working in UNICEF’s supply function – the **Supply Community**.

While the Supply Strategies are global, adoption at the local level is based on country context and programme priorities. UNICEF collaborates with governments and partners, to tailor activities and approaches with the aim of generating the greatest impact for each country situation. ●

## Overview of strategic supply interventions by country classification

The below provides an overview of the strategic supply interventions across 2015 applied in different country contexts, as defined by the World Bank’s Gross National Income (GNI) classifications

GNI classification	Supply interventions					
	Emergency supply preparation and response	Supply via UNICEF programmes	Procurement services	Capacity development of national supply chains	Influencing markets	Financing
Low-income countries (LICs)	22 ●	31 ●	31 ●	16 ●	31 ●	4 ●
Lower-middle-income countries (LMICs)	19 ●	51 ●	46 ●	11 ●	45 ●	16 ●
Upper-middle income countries (UMICs)	9 ●	45 ●	21 ●	1 ●	16 ●	6 ●
High-income countries (HICs)	3 ●	9 ●	4 ●		2 ●	
<b>Total number of countries by Supply interventions in 2015</b>	<b>53 ●</b>	<b>136 ●</b>	<b>102 ●</b>	<b>28 ●</b>	<b>94 ●</b>	<b>26 ●</b>

### Emergency supply preparation and response

Provision of timely and appropriate supplies and services for emergencies

### Supply via UNICEF programmes

for children using funds donated to UNICEF

### Procurement services

Using UNICEF’s purchasing capacity and expertise to support countries procuring supplies for children with their own and donor resources

### Capacity development of national supply chains

Engaging with, and providing technical expertise to governments to strengthen national supply chains and build local capacity

### Influencing markets

Shaping local and global markets to ensure the sustained availability, quality and affordability of supplies for children

### Financing

Strategic supply financing solutions deployed to ensure the uninterrupted flow of supplies, to capitalize on reduced product prices, build governments’ financial capacity and support domestic economic development



▼ **Uganda:** Students play at an Early Childhood Development Centre in Gulu District





## UNICEF's supply financing work focuses on the following areas:

### Pre-financing:

a range of tools deployed to 'bridge' timing gaps in grant or government disbursements that could lead to supply shortages or stock-out.

### Increasing governments' fiscal space:

support to country-owned budgeting, domestic resource mobilization and financing initiatives through the identification and implementation of structured and sustainable supply financing solutions.

### Special contracting arrangements:

contracts negotiated with suppliers, employing non-standard terms, typically with accompanying financing structures, to secure improved pricing (resulting in savings) and accelerated availability of supplies.

### Local supplier-base development:

improving access to affordable financing for suppliers in programmatic countries by leveraging UNICEF's network and position to achieve domestic development objectives.



# Supply financing solutions for children

As an intergovernmental organization, UNICEF procurement is governed by UNICEF's Financial Regulations and Rules. These provide a framework to ensure competition, fair treatment, transparency and safeguard donor funds.

Within this framework, UNICEF has developed and expanded a number of financing interventions to keep pace with the demand for essential life-saving commodities for children. Financing interventions are becoming increasingly important in light of economic transformations affecting countries where the majority of the world's most disadvantaged children live. Changes in the flow of official development assistance (ODA) from donor countries to receiving governments and multilateral institutions, and the availability of concessional loans, present challenges and opportunities for economies moving from low-income to middle-income status.

Supply financing interventions have been strategically developed to be applied in specific, targeted contexts to generate improved results for children and greater value for money for governments and donors. UNICEF's supply financing solutions fall into four broad categories:

Pre-financing mechanisms are used to bridge temporary gaps when funds are not immediately available at the time a procurement must take place. Such misalignments between the timing of funds availability and the timing of procurement can leave children without supplies when their need is critical.

Normative support and technical assistance to countries on supply financing matters (e.g., budgeting and core disbursement processes) improve the efficiency and sustainability of government-led programmes, while strengthening local capacity.

Special contracting arrangements, often supported by accompanying financing structures, help secure favourable prices from suppliers, accelerate the availability of supplies and generate savings for governments and donors.

Boosting access of local suppliers to more affordable financing opportunities fosters domestic production within countries, and supports economic development. This is our newest area of work in supply financing.

Each intervention is further detailed in the following pages, supported by examples of the positive impact their use is having for children. ●



## Pre-financing and the expanded role of the Vaccine Independence Initiative

Under UNICEF’s Financial Regulations and Rules, external financial commitments must be offset by cash or a cash-equivalent. In the case of procurement, purchase orders for goods and services can be placed when funds that offset the costs are received. This protects the organization from payment defaults, assures suppliers that UNICEF has the funds to fulfil its contractual obligations and preserves future activities planned for children.

Programme countries can face their own financial constraints that may prevent the timely transfer of payments for goods and services. These can lead to stock-outs of essential supplies and can put children’s lives at risk.

In such instances, UNICEF can employ pre-financing mechanisms to help bridge these short-term funding gaps and resolve cash flow issues that would otherwise interrupt the supply of critical commodities to these countries. This typically requires the provision of a cash or cash-equivalent instrument in place of the delayed funding.

UNICEF’s main tool for pre-financing is the Vaccine Independence Initiative (VII). First launched in 1991, VII is a ‘revolving fund’ that enables governments to manage temporary budget shortfalls to facilitate timely procurement. VII offers flexible credit terms to countries, allowing them to pay after (rather than before) critical immunization supplies are delivered. This ultimately reduces stock-outs and ensures a systematic and sustainable vaccine supply.

Since its inception, VII has operated as a proven mechanism with a solid credit history – with only a single default in almost 25 years, which was subsequently remedied. UNICEF Supply assumed the day-to-day management of the VII fund in 2014 with the goal of re-purposing the instrument to meet tomorrow’s needs. However, issues related to timing gaps in funding availability, both from donors and governments, extend beyond immunization. During 2012–2015 UNICEF Supply received annual pre-financing requests for essential commodities, including vaccines, of approximately \$100 million. Within the context of a changing ODA environment and an increased reliance on domestic budgets to fund programme

supplies, UNICEF expects demand for pre-financing to more than double to \$225 million per year by 2020.

Working together with UNICEF’s Division of Financial and Administrative Management (DFAM), Public Partnerships Division (PPD) and Programme Division (PD), Supply Division requested, and the UNICEF Executive Board approved, the expansion of the capital base from \$10 million to \$100 million subject to donor contributions, and authorized the broadening of the fund’s applicability beyond immunization supplies.

UNICEF has commenced resource mobilization to encourage contributions from government donors and the private sector to expand VII’s capital fund. At the end of 2015, the capital base had increased to \$15 million with support from the Bill and Melinda Gates Foundation (BMGF) and Gavi, the Vaccine Alliance (Gavi). •

### Case study

#### Kenya

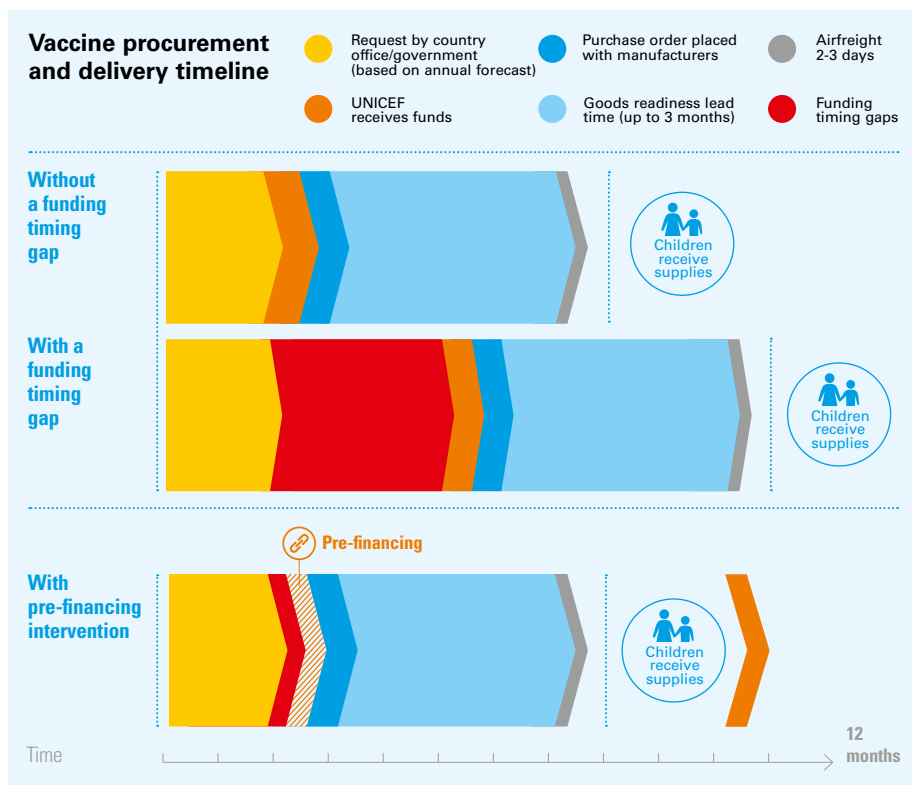
##### VII – a catalyst for financial capacity development

Kenya has been a subscriber to VII for more than 10 years. Recently, Kenya’s adoption of several new vaccines and transition to lower-middle-income status have increased Gavi requirements for co-financing new vaccine purchases. Despite growing the Government budget allocation for vaccine procurement, challenges resulting from the devolution of the Government structure, have placed pressure on Kenya’s vaccine financing capacity. This presented an opportunity to explore how Kenya’s access to VII could be optimized to help establish a larger financing toolkit to manage the shift towards increasing reliance on its own budget.

Following the optimization of VII in 2014, UNICEF approached the Ministry of Health to help assess how the country’s credit line could be better used to meet its ongoing needs, including to meet a \$4 million Gavi co-financing obligation in 2015.

UNICEF Kenya and Supply Division met with the Ministry of Health, the National Treasury and partners as part of a vaccine financing technical support mission in July 2015. The agenda included capacity building related to how VII works for government partners.

**\$58 million**  
total value of pre-financing support to 22 countries in 2015, \$27 million was through VII



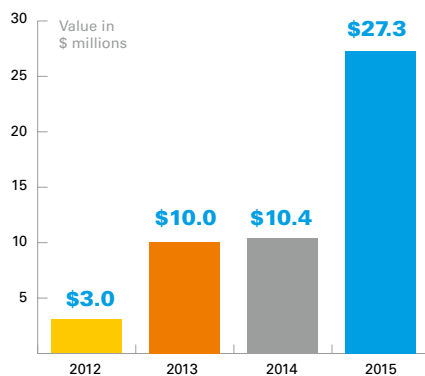


Technical assistance and knowledge transfer to the Government and local partners were pivotal to the visit. Discussions on how VII could help the country meet increased procurement volumes helped identify solutions including shorter payment cycles that would improve VII ceiling efficiency, and splitting large vaccine orders to allow for smaller invoices and quicker repayment. Additionally, VII was successfully used as a platform to discuss vaccine costing and budgeting.

Other outcomes included the identification of next steps required to secure sufficient and timely availability of vaccine funding, such as strengthened forecasts, which better reflect the country's growing co-financing obligations. Advocacy efforts at the National Treasury level and working with the Ministry of Health, are expected to result in a re-sizing of Kenya's VII ceiling to help meet anticipated pre-financing needs. •



## VII: Pre-financing utilization (2012–2015)



### Case study

## © Nigeria

### Ad hoc pre-financing and partnerships support polio eradication

With a population of over 177 million people, 43 per cent of whom are under 15 years of age, Nigeria is a large UNICEF programme country with significant financing needs. Since 2013, UNICEF has provided Nigeria with pre-financing support totaling approximately \$90 million through both VII and other pre-financing modalities.

Nigeria remained one of three polio-endemic countries until September 2015 when it was declared polio-free after achieving more than a year without a case of wild polio virus transmission. Critical to

national and global polio eradication efforts has been the sustained supply of oral polio vaccine (OPV) to the country. This was facilitated by a series of ad hoc pre-financings to meet temporary funding gaps for OPV that would have otherwise prevented vaccination campaigns to protect millions of children.

In 2015, while awaiting finalization of a Japan International Cooperation Agency (JICA) loan, UNICEF pre-financed four transactions for the procurement of 191.5 million doses of OPV vaccine valued at \$28.6 million for campaigns scheduled in January, March, April and September 2015. Similarly, in 2013, while waiting for the finalization of a World Bank loan for polio campaigns, UNICEF pre-financed six separate polio campaigns for a total of \$39 million. The financing sources for the 2013 and 2015 polio pre-financings included VII's capital base, the US Fund for UNICEF Bridge Fund and other pre-financing tools jointly developed with DFAM.

Nigeria has also accessed pre-financing for its routine immunization activities. At the start of 2015, based on UNICEF Nigeria's vaccine forecasts for the year, a budget gap was identified as the government mobilized national resources and worked with the World Bank to set up a loan. In the interim, UNICEF Nigeria, in collaboration with BMGF, worked with the Government of Nigeria to secure a VII credit-line to meet the temporary financing gap. This culminated in the signing of a memorandum of understanding between UNICEF and the Government which engaged not only the

Ministry of Health but also the Ministry of Finance. As a result, \$14 million worth of procurement moved forward, totaling 23 million doses of vaccines. Had the financing not been in place, Nigeria may have faced supply shortages. World Bank funds enabled Nigeria to repay the credit-line within two months of order placement. •

**“Nigeria being declared polio-free was an incredible milestone. Critical to these efforts was having vaccine in the country for planned campaigns. The Government and global partners recognize that UNICEF’s pre-financing support ensured uninterrupted supply and protected millions of children against the virus.”**



Jean Gough,  
Country Representative,  
UNICEF Nigeria



## Increasing governments' fiscal space

Ensuring that national government budgeting is sustainable and allows for the timely procurement of health supplies is critical, particularly for economies transitioning from low-income to lower-middle-income status in the coming years. Many of these countries will need to increase their domestic budgets to fund the programmatic supplies (and operational expenses) which will no longer be supported by multilateral partners such as Gavi and the Global Fund.

UNICEF supports country-owned budgeting and sustainability initiatives for securing essential supplies for children, providing technical assistance on budgeting, and implementing structured supply financing solutions with the regional and domestic private and development finance sector. These proactive efforts aim to address the anticipated supply financing challenges these countries will face.

Ultimately, there is no substitute for good budgeting and financial management practices. However, there are a number of financial tools which, if appropriately designed and implemented, can assist countries in navigating the transition. ●



▲ **Senegal:** Participants at UNICEF's first Commercial Financing for Immunization, Nutrition and Health Supplies Workshop, held in Dakar

### Case study ● **West Africa**

#### UNICEF's first Commercial Financing Workshop

In December, seven governments from West Africa, in addition to Kenya and Angola, convened in Dakar for the inaugural Commercial Financing for Immunization, Nutrition and Health Supplies Workshop. Together, senior representatives from ministries of health, ministries of finance, parliaments, regional banks, financial institutions and development partners explored how non-traditional development financing solutions could address immediate funding and financing constraints.

UNICEF West and Central Africa's Regional Chief of Supply, Jean-Cedric Meeus, reflects on the workshop's outcomes and how these will re-shape countries' approaches to increasing fiscal space and UNICEF's role in supporting such.

#### ● **What issues did the workshop address?**

● **A** Economies that have moved or will soon move from low to lower-middle-income status were invited to the workshop. These governments recognize that the need for vaccines and other health commodities to support programmatic work does not always converge with the timely availability of funds. While this is a universal challenge regardless of a country's level of macroeconomic development, UNICEF wanted to first focus on those countries where the threat of stock-out is likely to be further complicated by the phasing out of ODA and multilateral donor support.

#### ● **What was the objective of the workshop?**

● **A** It was about empowering the invited governments to find sustainable procurement financing approaches, and help expand their 'financing tool-kit'. The aim was to present the governments' financing needs for vaccines and other health commodities and discuss how offerings from the commercial financial sector, including bank guarantees and domestically-funded trust funds, could potentially assist. Governments and financial partners led the discussions and debated the value of the instruments against each country context. Some countries, such as Senegal, presented activities which were already in motion, including their operationalization of the Afrivac trust fund.

#### ● **How did Governments respond?**

● **A** After reviewing the possible solutions, the governments identified pre-financing through bank guarantees and domestically-funded trust funds as generally attractive solutions, depending on national regulations and legislation. These tools would allow them the flexibility to draw down on a pre-agreed value to bridge funding gaps, or earmark resources. Countries also asked for support in identifying solutions which would help them manage foreign exchange risk.

Each country then developed an action plan as the basis for follow-up with their respective ministries, and shared it with their peers from other countries and the financial sector participants for feedback. They saw the workshop as a step towards self-sufficiency, as inspired by the example of their neighbour, Burkina Faso, which has institutionalized budgeting and financial management processes to ensure the availability of funding for vaccines at the beginning of each year.

#### ● **What was the response from the banking sector?**

● **A** UNICEF had already approached international and regional banks prior to the workshop to describe the objectives, so they were sensitized to the needs. The workshop helped these banks understand the direct support governments required and provided an opportunity for both sides to discuss the reasons why these instruments were being deployed for other domestic spending, such as infrastructure projects, but not necessarily for the most important investment a country can make – the health of its children. With this common understanding and dialogue, we have now moved from interest to action, specifically on the possibility of a structured solution financed through international and regional banks, as part of an expanded toolkit for governments.

#### ● **What are the next steps?**

● **A** Some countries are moving forward with the action plans developed. Côte d'Ivoire is applying to VII as an intermediate step, while the Minister of Planning from Congo Brazzaville has asked UNICEF to facilitate a forum between the government and the private sector as a follow-up to the Dakar workshop. Simultaneously, we are supporting discussions with the banking sector and finance partners to make the case of the importance of their engagement in this area. A similar workshop is also planned in the East and Southern Africa region in 2016. ●



Jean-Cedric Meeus, Chief of Supply, UNICEF West and Central Africa Region



## Special contracting arrangements

Special contracting arrangements are commercial transactions involving non-standard contract terms or features. These can include guaranteeing a portion of the quantities to be procured (firm contracts) and payment in advance of delivery of some supplies (pre-payments). Special contracts often require the inclusion of terms that create long-term financial commitments for UNICEF or introduce an assumption of contractual and financial risk. These risks are managed through accompanying financing structures. Overall, these arrangements provide UNICEF a level of flexibility within the parameters of its financial regulations and rules to secure lower prices from suppliers and ensure faster availability of quality goods for countries.

Firm contracts and pre-payments reduce risks to suppliers, and can enable those suppliers to offer improved pricing particularly when they enter a new (and seemingly more uncertain) market. The net result of this risk reduction encourages supplier-base expansion, increases competition and reduces prices offered to UNICEF. These arrangements provide an added incentive for suppliers to make the necessary investments to scale-up capacity to meet forecasted demand and reduce the associated risks if demand does not materialize as expected.

UNICEF uses these arrangements only where there is a clear rationale for addressing market shortcomings, ultimately to increase the impact of investments for children. ●

### Case study

## ⊙ Rotavirus vaccine

Special contracting results in \$516.5 million savings in 5 years

Around 760,000 children die from diarrhoeal disease each year, making it the second leading cause of death in children under 5 years old. Rotavirus is the most common cause of watery diarrhoea among infants and young children globally, with nearly every child contracting the virus before they turn three years old. Almost all rotavirus-related deaths occur in low-income countries in Africa and Asia.

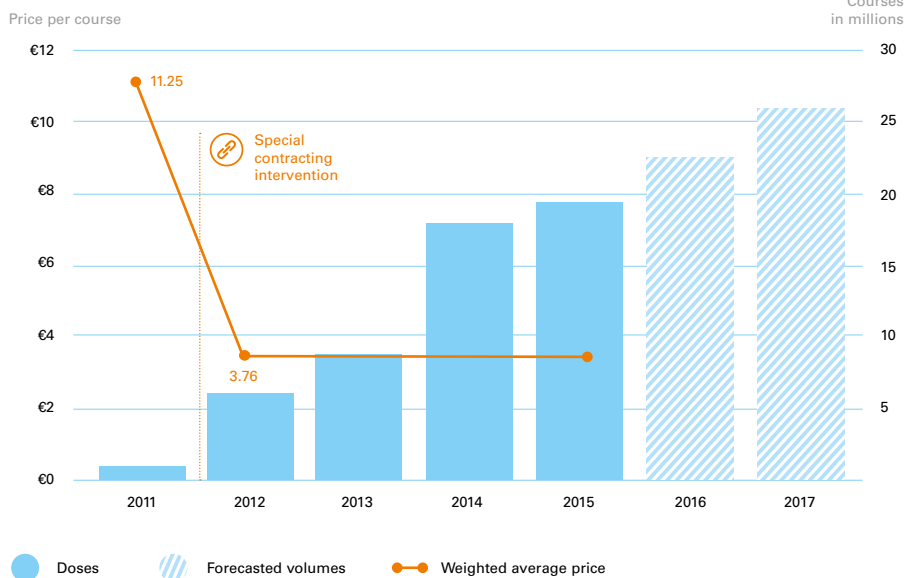
In 2009, WHO recommended that rotavirus vaccines be included in all national immunization programmes, supported by

diarrhoeal control strategies aimed at improving water quality, hygiene and sanitation.

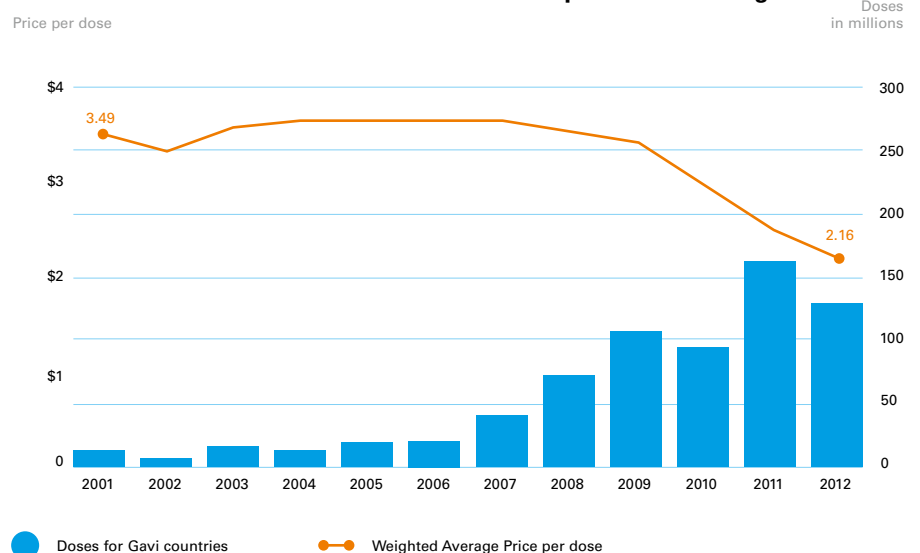
At the time, the rotavirus vaccine market was characterized by a small supplier-base, limited competition and high pricing equating to approximately \$15 to vaccinate a child with a full course (two doses). This made introduction of the critical vaccine by low-income countries challenging. Based on experiences with other vaccines, it is likely that without a special contracting intervention, it would have taken 10 to 15 years for sufficient market competition to evolve and to drive prices to a more affordable point.

In response to UNICEF's 2012–2016 rotavirus vaccine tender, one of two global suppliers offered a full course price of €3.76 (approximately \$5 at the time of contracting), albeit with special requirements. For UNICEF to capitalize on preferred pricing for vaccine procured for Gavi-eligible countries, the supplier required a minimum award of 125 million doses over five years and a firm commitment (a legal obligation by UNICEF) to buy 90 million doses over the same time period. A substantial pre-payment of 25 per cent of the firm commitment amount, and a series of additional scheduled pre-payments were also required. This necessitated the design of financing structures which could absorb the financial

Rotavirus vaccine market 2011–2017 with special contracting



Pentavalent vaccine market 2001–2012 without special contracting





risk associated with such non-standard terms. Coordinated efforts by UNICEF, WHO and other immunization partners, notably Gavi and BMGF, and the supplier, were required to formalize the special contracting arrangements.

The results included accelerated access to the vaccine at more affordable prices at the time of product launch, helping speed-up vaccine introduction in 32 low-income countries and protecting millions of children against the deadly virus. Had normal periodic tenders been used, which rely on incremental increases in demand and the gradual effects of competition to drive down prices, experiences with other vaccines such as pentavalent suggest UNICEF would have paid a much higher price for rotavirus vaccine and delayed broad-based vaccine introduction.



**Barry Wentworth, UNICEF Deputy Director Finance, explains the context of the rotavirus transaction:**

“UNICEF’s Financial Regulations and Rules don’t allow us to enter into any contractual arrangement without having the cash or cash equivalent in hand. One of the supplier’s key requirements was for large advance payments on the contract which UNICEF normally doesn’t make. However, the savings of the proposed structure were too significant, and the subsequent impact on child survival too great, not to find a way to make the proposed structure work.

“This was a very multi-faceted transaction which presented a number of challenges for us, including the currency risks, longer term firm commitments by UNICEF with the supplier to procure vaccine volumes and the supplier’s requirement for substantial pre-payments. The most interesting twist on the structure was that the reason for the advance payments was to enable the supplier to construct a new factory to produce the volumes of the vaccine required. We were able to address the requirements in partnership with Gavi and structure an arrangement using a combination of financial liens and cash which resulted in contracts that met all of the involved parties’ requirements and delivered on UNICEF’s mission for children.” ●

## Local supplier-base development

UNICEF is committed to supporting local and regional manufacturers to encourage healthy markets and competition – and to ensure efficient supply chains. However, accessing affordable financing can be challenging for suppliers in programme countries. Without additional capital, the investment required makes scaling up production, modernizing equipment or diversifying a business difficult. For many suppliers in developing economies, this effectively locks them out of the global market and inhibits their ability to adequately supply the local market.

In response to an increasing number of requests, UNICEF Supply is working with both development and private sector financing partners to help suppliers identify sources of affordable capital. Recent efforts include publishing a database of local and global financing sources, and convening suppliers with representatives from the financial sector. For example, in July 2015, Supply Division invited financing partners from the private sector and sovereign development finance funds to attend a

Nutrition Supplier Meeting. Sixteen bilateral meetings between suppliers and financial sector participants were arranged following requests from both groups. Within a few months, one development fund agreed to initial financing terms for an African ready-to-use therapeutic food (RUTF) supplier to further expand production capacity.

RUTF manufactured closer to where the needs are most critical reduces delivery lead-times and transport costs. In 2015, 38 per cent of the 34,851 tonnes of RUTF procured by UNICEF was sourced locally. The goal is to increase this to 50 per cent, but access to financing is one of the primary bottlenecks for local suppliers.

UNICEF is working with financing partners to establish a financing facility that local nutrition product suppliers operating in UNICEF programme countries can access. The goal is to help facilitate suppliers’ access to working capital to scale-up production of quality nutrition products to meet UNICEF and partner demand, while achieving improved prices. This is expected to translate into quality products for children, savings for donors and governments, and should stimulate local economic development. ●



▲ **Democratic Republic of the Congo:** Boxes of RUTF for the treatment of severely malnourished refugee children arrive in South Kivu Province



# Influencing markets

A drive for transparency and stable markets of affordable, quality supplies for children delivers savings of \$422.8 million

In healthy markets, quality products can be readily procured at a fair and competitive price from a range of suppliers. In 2015, across several important commodity groups such as vaccines, bed nets and medicines, availability increased considerably while prices declined significantly resulting in record savings of \$422.8 million for the year.

As one of the world's largest buyers of supplies for children, UNICEF has considerable scope to positively influence these markets.

UNICEF's market influencing activities encompass strategic procurement, targeted deployment of special contracting and financing tools, promotion of market information transparency and close collaboration with other development partners.

In 2015, UNICEF developed 18 multi-year procurement strategies for essential supplies for children that contributed towards creating healthy markets and generating value for money. Each of these strategies defines and directs the activities and tools (e.g., financing mechanisms, tendering and procurement processes) that will be used to address specific market conditions or overcome supply constraints. These strategies cover a diverse range of commodities and services, including at least eight different vaccines<sup>1</sup>, RUTF,

chlorohexidine, safe injection equipment, long-lasting insecticidal nets (LLINs), rapid diagnostic tests for malaria and HIV, water, sanitation and hygiene (WASH) kits, hand pumps and freight forwarder services.

The impact of strategic procurement and market influencing was evident throughout 2015. For example, a new WHO-prequalified bacillus Calmette-Guérin (BCG) vaccine supplier entered the global market and the critical global shortage of BCG vaccine was alleviated. New manufacturers from programme countries closed supply gaps for oral rehydration salts (ORS) co-packaged with zinc.

Advocacy is also a critical component in efforts to influence markets, and highlights the importance of global partnerships in procurement strategies. This was key in achieving the registration of Amoxicillin dispersible tablets in five more countries in Africa by UNICEF suppliers and a Codex Alimentarius agreement to develop an international food standard for RUTF. The standard will help ensure global supply of quality RUTF, its regulation and inclusion into government programmes and adaptation to local formulas. This achievement reflects joint advocacy efforts between UNICEF, Médecins Sans Frontières (MSF) and the World Food Programme (WFP).



▲ **Nigeria:** A volunteer community mobilizer helps a group of women set up an LLIN in a tent shelter in the UNICEF-supported Dalori camp for internally displaced people

Finally, the launch of a new cold chain equipment (CCE) platform developed with Gavi partners will enable UNICEF to leverage growing procurement volumes through more strategic procurement, and will require equipment manufacturers to take responsibility for in-country transport, installation and maintenance. For those countries accessing Gavi health systems strengthening support, CCE upgrades are especially critical to facilitate introduction of new and multi-dose vaccines that require more cold chain space. Since 2010, CCE procurement has been doubling each year and reached \$80 million in 2015. ●

<sup>1</sup> Oral cholera vaccine (OCV); pentavalent, rotavirus vaccine (RV); tetanus toxoid (TT); meningitis A conjugate; meningitis C+W polysaccharide; bacillus Calmette-Guérin (BCG); and combined tetanus, diphtheria and pertussis (Tdap).





**A commitment to transparency**

Markets function most efficiently when all stakeholders have access to current information on the market situation, trends and shortcomings. In 2011, UNICEF published a 10-year retrospective of vaccine prices paid to manufacturers. By 2015, UNICEF was publishing price information on vaccines, LLINs, syringes and safety boxes, cold chain technologies and nutrition commodities.

In 2013 UNICEF published its first overall assessment on the 'health' of markets for all strategic essential commodities procured – 'the market dashboard', and started publishing more detailed market notes on individual supplies. UNICEF Supply's market updates inform supplier development and production decisions and facilitate governments and other development partners in making informed demand decisions. These are regularly updated and cover a wide range of supplies.

In 2015, UNICEF Supply published 17 market updates and product notes on specific vaccines (pentavalent, meningococcal, adult TT and tetanus-diphtheria, Japanese encephalitis, HPV, measles, mumps and rubella), cold chain (solar direct drive refrigeration systems), malaria rapid diagnostic tests and therapeutic milk. This brings the total number of market/product updates published to 66.

.....

**Case study**

**© Healthy LLIN market helps global efforts to fight malaria**

Global efforts to increase the availability and affordability of LLINs to meet the drive for universal coverage in malaria-endemic countries contributed to a 60 per cent fall in malaria-related deaths since 2000 to 438,000 in 2015.

Since 2000, the weighted average price (WAP) per net dropped from \$5.50 to \$2.34, resulting in \$10.1 million in savings in 2015. Manufacturer specific prices were publicly posted for the first-time in 2013 covering prices since 2006. LLIN product options were reduced from over 40 different sizes and specifications to fewer than 20, while still meeting local needs.

Coordination between UNICEF and other large buyers of LLINs, notably the Global

Fund, the US President's Malaria Initiative (PMI) and the UK's Department for International Development (DFID), has been pivotal. UNICEF and partners have been able to leverage procurement volumes, harness increasing competition and capture the benefits of lower production costs (as a result of falling oil prices) to negotiate better prices.

Underpinning these gains have been efforts by UNICEF and partners to address demand uncertainty and create a more competitive environment. For example, prior to mid-2013, yearly funding for LLINs and malaria prevention programmes tended to be fragmented and unpredictable. This instability negatively impacted coverage rates, resulted in unmet demand and led to over-production by manufacturers and price premiums. Improving the predictability of financing over the last two years allowed UNICEF and partners to procure quantities that met country needs, while providing manufacturers with increased confidence and security.

Various levers to influence this market have been applied over time. The public availability of manufacturer-specific LLIN price data, supporting UNICEF's commitment to transparency, contributed to significant LLIN price reductions offered by a number of suppliers for the 2016–2017 tender period. Funding certainty from other development partners, such as UNITAID, allowed UNICEF to utilize special contracting terms to reduce demand uncertainty risks for suppliers and to support efficient planning and utilization of available production capacities.

The impact of market influencing and procurement strategies is most evident in the numbers. In 2000, UNICEF procured a total of 53,000 bed nets. By 2015, that number reached 22.3 million, around 11 per cent of global LLIN procurement, for children and families across 30 countries. ●



# Savings overview 2015

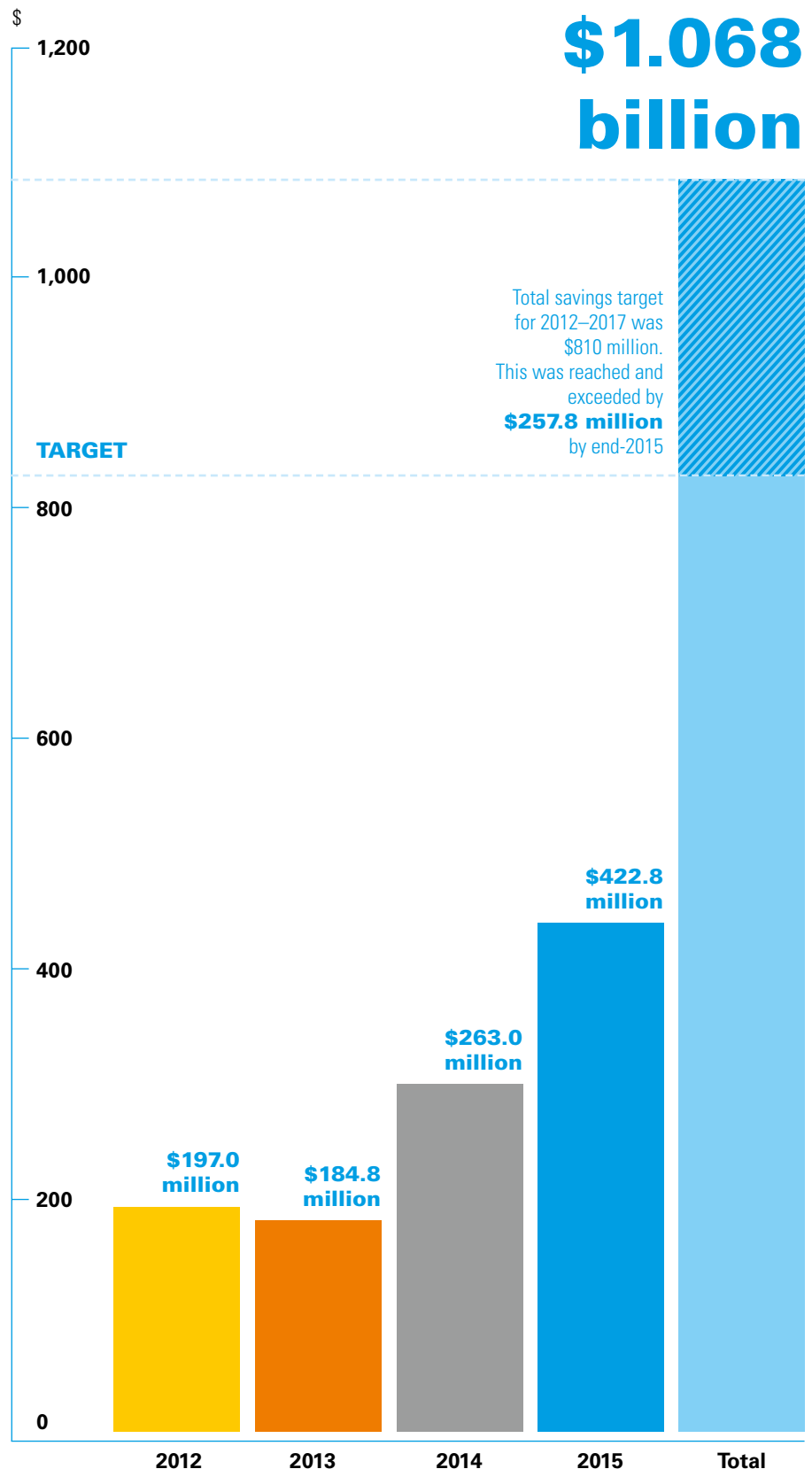
Record savings of **\$422.8 million** in 2015 takes the cumulative total to over **\$1 billion** since 2012

In 2012, UNICEF set an ambitious target – to realize savings of \$810 million by 2017 through utilizing UNICEF procurement strategies and other influencing market activities to impact healthy markets for essential supplies for children.

In 2015, savings of \$422.8 million resulted in UNICEF surpassing this target by \$257.8 million. The \$1.068 billion saved, the equivalent of 8.8 per cent of UNICEF's total 2012–2015 procurement (\$12.1 billion), was the result of price reductions across 17 commodity groups.

Targeted procurement strategies aimed at increasing the availability of vaccines, medicines, nutrition and other important supplies, and reducing prices, were critical to this achievement. As were multi-year contracts with suppliers, special contracting terms, coordinated forecasts, pooled procurement with partners, and increased price and information transparency. Actions by partners, notably Gavi, BMGF and the Global Fund, were critical and these results are seen as shared achievements.

## Total supply savings achieved from 2012 through 2015





# Savings by commodity in 2015

## Immunization



**Rotavirus vaccine (RV)**  
**\$196.5 million**  
 Partners: BMGF, Gavi, WHO, suppliers

**Inactivated polio vaccine (IPV)**  
**\$92.2 million**  
 Partners: WHO, GPEI, BMGF, suppliers

**Pentavalent vaccine**  
**\$80.4 million**  
 Partners: BMGF, Gavi, WHO, suppliers

**Pneumococcal vaccine (PCV)**  
**\$14.6 million**  
 Partners: BMGF, Gavi, WHO, suppliers

**Human papillomavirus vaccine (HPV)**  
**\$12.9 million**  
 Partners: Gavi, BMGF, suppliers

**Auto-disable (AD) syringes**  
**\$3.5 million**  
 Partners: WHO, Gavi, suppliers

**Cold chain equipment**  
**\$702,200**  
 Partners: Gavi, BMGF, suppliers

**Safety boxes**  
**\$609,140**  
 Partners: suppliers

## Shelter and protection



**Bed nets (LLINs)**  
**\$10.1 million**  
 Partners: African Leaders Malaria Alliance, the Global Fund, the Roll-Back Malaria Partnership, Alliance for Malaria Prevention, UNITAID, the UN Special Envoy for Malaria, UNDP, USAID, DFID, WHO, the World Bank, suppliers

**Children's winter clothing**  
**\$1.7 million**  
 Partners: suppliers

**Tents**  
**\$1.1 million**  
 Partners: suppliers

**Sleeping mats & thermal blankets**  
**\$590,000**  
 Partners: UNHCR, suppliers

## Medicines



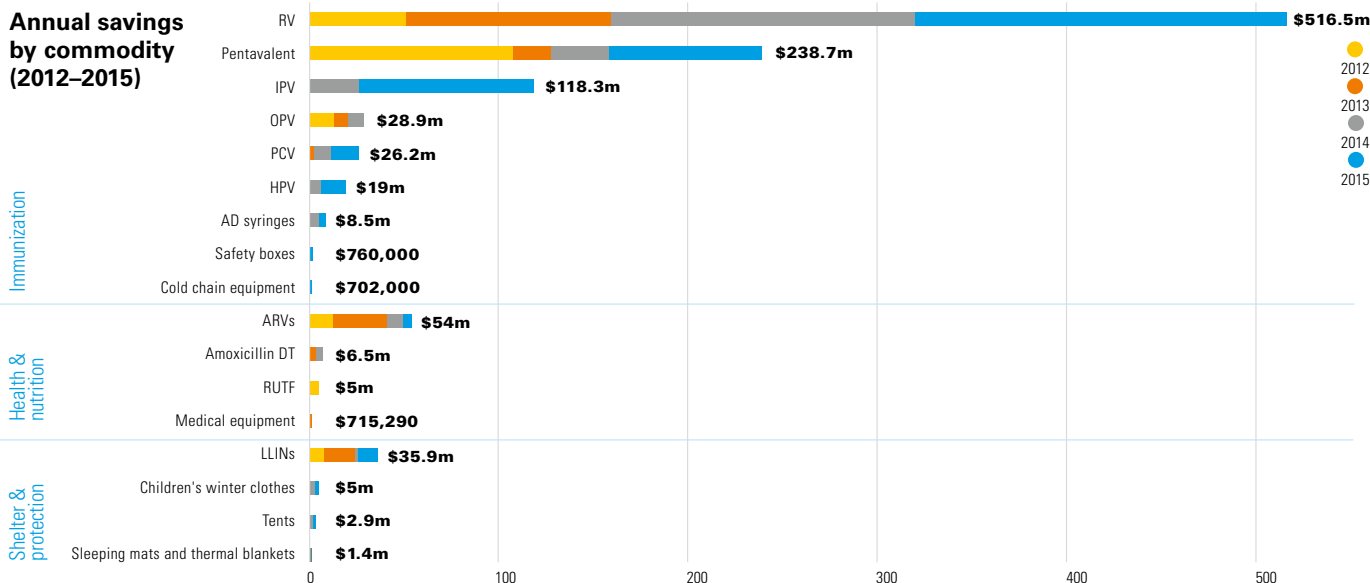
**Anti-retroviral medicines (ARVs)**  
**\$4.6 million**  
 Partners: Global Fund, WHO, UNAIDS, Medicines Patent Pool, suppliers

**Amoxicillin dispersible tablets (DT)**  
**\$3.3 million**  
 Partners: WHO, UN Commission on Life Saving Commodities for Mothers and Children, suppliers

### Procurement approaches used

- UNICEF long-term arrangements (LTAs)
- Strategic procurement
- Special contracting
- Leveraging partnerships (e.g., coordinated forecasts and/or procurement, sharing LTAs)
- Price transparency
- Other (e.g., reduced material cost)

### Annual savings by commodity (2012-2015)





## Case study

### Ukraine



## UNICEF provides a lifeline to Ukrainians living with HIV in non-government controlled areas

The conflict in the east of Ukraine left an estimated 35,000 adults and children living with HIV in the non-government controlled areas (NGCA) of Donetsk and Luhansk. They, like millions of people living with HIV globally, need uninterrupted access to life-saving antiretroviral medicines (ARVs). A few missed doses puts them at risk of treatment failure, developing AIDS and even death.

Due to the ongoing conflict, people living with HIV in the NGCA could not access HIV diagnostics and ARVs through the Ukraine National HIV Programme. In March 2015, ARV stocks were running dangerously low and stock-outs were expected by August.

Quick access to additional humanitarian emergency funds was essential to ensure rapid procurement and distribution of ARV drugs to the NGCA through established international humanitarian mechanisms. UNICEF has been actively engaged in the

provision of humanitarian assistance to the conflict-affected areas. UNAIDS and the All-Ukrainian Network of People Living with HIV/AIDS approached WHO and UNICEF to support emergency procurement of ARVs and HIV diagnostic tests for pregnant women and children living with HIV in the NGCA. UNICEF Supply was able to secure HIV drugs and commodities to prevent disruptions and ensure continuity of treatment for the affected population.

UNICEF Ukraine and UNICEF CEE/CIS Regional Office successfully applied to the Global Fund Emergency Fund for \$3.7 million to cover the cost of one year's ARV treatment for 8,000 patients, HIV test systems for over 31,000 pregnant women and children, and the associated logistics and transportation costs.

### Patent waivers save close to \$4 million

A number of originator manufacturers have active ARV patents in Ukraine. Medicines under patent protection are often significantly higher priced than medicines where the patent has expired and that are produced by manufacturers other than the innovator company (i.e., 'generic medicines').

UNICEF Supply Division, in collaboration with the Medicines Patent Pool, approached four manufacturers to request 'patent waivers' for the emergency ARVs required for the NGCA. Following successful negotiations, three manufacturers granted

◀ Unloading of HIV medicines and diagnostics equipment in the Ukraine for use in Donetsk and Luhansk

non-time bound commitments to not enforce their patents; the fourth opted to donate ARVs. These commitments allowed UNICEF to buy ARVs from other WHO prequalified manufacturers at considerably lower prices, realizing savings of nearly \$4 million.

### Bridging the finance gap

To avoid the anticipated stock-out of ARVs in August, orders had to be placed quickly. Pre-financing of \$1.8 million utilizing available capacity in the VII capital fund was arranged to allow UNICEF to place purchase orders before the Global Fund emergency funding was received. This allowed for the first ARV shipment to be delivered to Kiev in mid-August.

The medicines were transported into the NGCA by UN convoy, in coordination with WFP and the Office for the Coordination of Humanitarian Affairs (OCHA), and handed over to AIDS Centre, the main implementing partner in Donetsk and Luhansk, for distribution to HIV patients.

The Global Fund grant was transferred to UNICEF around the same time the ARVs arrived in Ukraine. Had pre-financing not been available, the critical ARV supply would not have arrived in time. The cost savings achieved are sufficient to cover an additional eight months of ARV treatment – supplies which will be procured through UNICEF in 2016. ●

**“This was a complex procurement process due to the urgency, but with partners, UNICEF was able to achieve savings of almost three times higher than the amount spent.”**

Alok Sharma,  
Contracts Specialist,  
UNICEF Supply  
Division







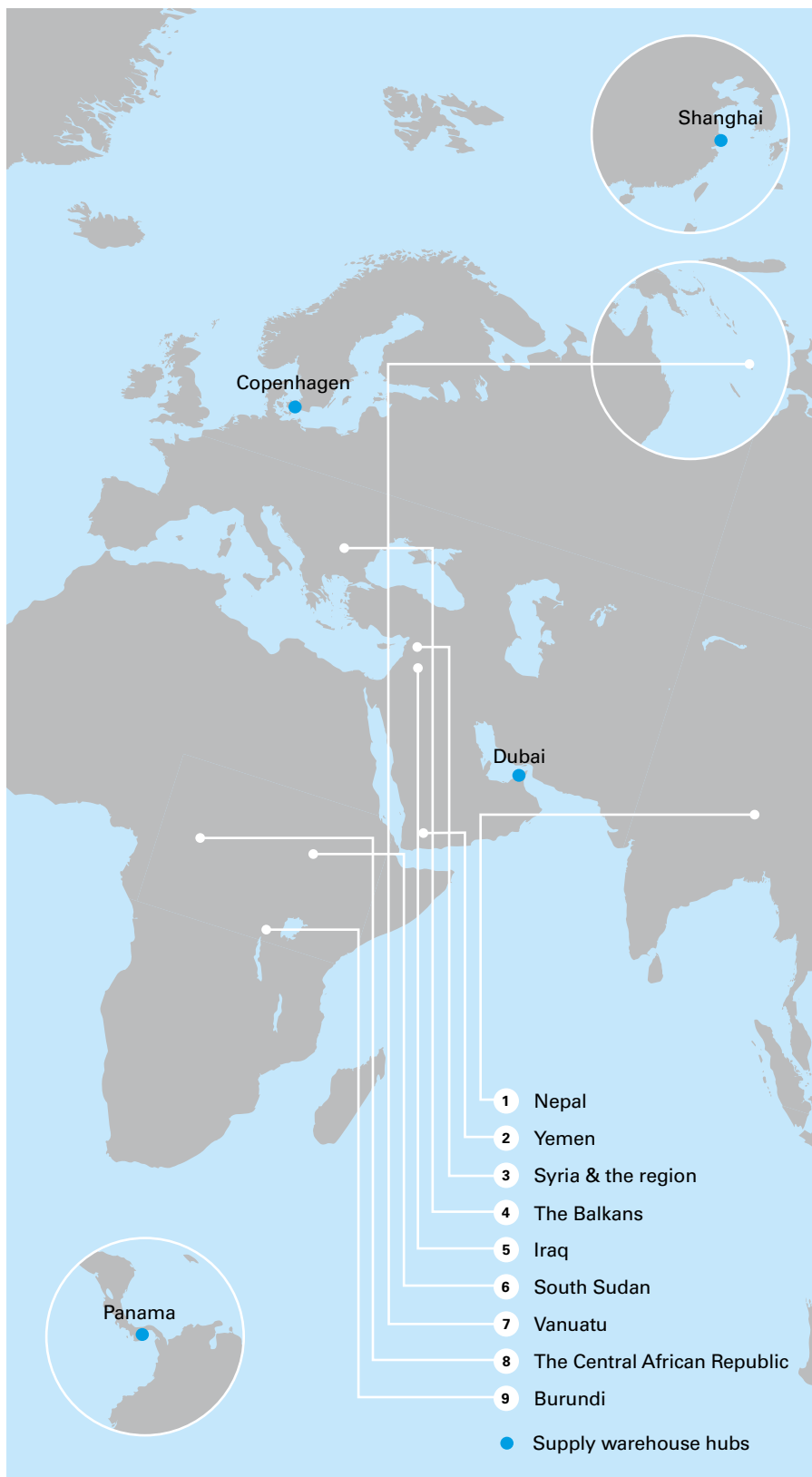
# Emergencies

An estimated 250 million children live in daily fear, many displaced from their homes and families because of protracted conflicts, and robbed of many of their basic rights as children

**M**illions more children face the risks associated with increasingly frequent and severe natural disasters and global health pandemics. UNICEF Supply supported 53 countries during the year, delivering humanitarian assistance valued at \$147.8 million, including emergency supplies for six 'Level 3' emergencies that called for a UNICEF-wide response.

Pre-positioned supplies and rapid staff deployments were essential to the immediate response following natural disasters in Nepal and Vanuatu, which left millions in need of shelter, food and water. UNICEF's well-coordinated and timely emergency response ensured the steady flow of supplies to populations affected by conflicts in Burundi, the Central African Republic, Iraq, South Sudan, Syria and Yemen, while new and emerging humanitarian situations in Europe required a concerted effort across UNICEF programme and non-programme countries to support tens of thousands of children and families on the move to find a safe haven.

The complexities of each emergency required local and international supply and logistics staff to tackle challenges and bottlenecks in new ways to safeguard the delivery of emergency supplies to those worst affected by conflict and disasters. ▶



**53**  
countries/areas supported

**53**  
Supply staff deployed to emergencies

▼ Nepal: A mother and son who lost their house and belongings in the 25 April earthquake check the contents of a UNICEF hygiene kit





## 1 Nepal

### Supply and logistics adaptability helps overcome altitude and geographic challenges

On 25 April and 12 May, two earthquakes struck Nepal. Each was followed by hundreds of aftershocks and left almost 9,000 people dead, 22,322 injured and nearly 2 million children in need of shelter, food assistance and sustained sanitation and water supply. As a landlocked country with only one international airport, the volume of incoming humanitarian aid was constrained due to restrictions in the size and weight of aircraft. Landing permits were granted only to carriers whose pilots were trained in maneuvering steep mountainous descents. Fuel shortages also meant airlines had to carry sufficient fuel for the outbound flight, which further reduced available cargo space and increased prices. In-country, the destruction of infrastructure hampered supply distribution to rural and remote communities.

### Supply response

- Working with implementing partners, UNICEF Nepal distributed pre-positioned water, sanitation and hygiene supplies and shelter items within hours of the first earthquake.
- Six shipments of almost 85 tonnes of supplies were airlifted in the week after the disaster.
- UNICEF's supply response reached 1,478 tonnes by mid-September 2015; these were delivered utilizing daily commercial flights and supplemented by 17 charter flights, two donated by the European Commission's Humanitarian Aid and Civil Protection department (ECHO).

### Improving supply chain monitoring in Nepal

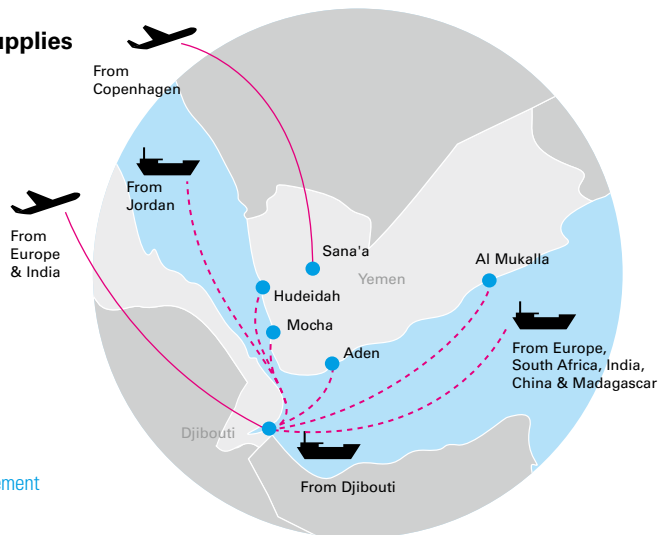
A new approach to end-to-end supply chain monitoring was piloted in Nepal following the earthquakes. Leveraging mobile technologies to facilitate the tracking of in-country supply distribution to beneficiaries, the mobile app is designed to increase the visibility of deliveries from arrival in-country to the point of handover to UNICEF implementing partners and distribution to end-users. It aims to increase operational efficiencies in documenting goods receipt into warehouses and ensure accountability to donors and beneficiaries. Based on the Nepal experience, UNICEF Supply will make adjustments to the technologies and processes and make these available in other countries. ●

## Yemen: Humanitarian supplies distribution routes

- UNICEF distribution hubs
- International air freight
- - International sea freight



● International \$29.7m ● Local \$9.1m



**“Despite airstrikes, ground fighting, the evacuation of international staff and the safety risks faced by local staff, UNICEF was able to provide lifesaving supplies to Yemeni children across the country.”**



Yasser Al-Azazi,  
Logistics Specialist,  
UNICEF Yemen



● International \$7.5m ● Local \$3.4m

## 2 Yemen

### Djibouti Hub: A lifeline to the millions left unreachable

Conflict started in Yemen in March and quickly escalated, spreading across most of the country, leaving approximately 21.1 million people, including 9.9 million children, in need of humanitarian support. By the end of the year, an estimated 2.5 million people were internally displaced living in overcrowded conditions with poor sanitation. Airstrikes, shelling and ground fighting made humanitarian access nearly impossible.

By the end of March 2015, UNICEF international staff were evacuated from Yemen due to the deteriorating security situation and sustained airstrikes, leaving local staff to manage operations. Restricted access to seaports and airports prompted the opening of the UNICEF Djibouti Platform (‘logistics hub’) across the Gulf of Aden in Djibouti, which also started operations in March. From there, supplies from the regional stockpile in Amman, from global hubs in Copenhagen and Dubai, and elsewhere were loaded onto smaller local vessels (dhows) to make the crossing into Yemeni seaports. The Djibouti Platform was also critical in moving supplies for partner organizations in the early stages of the response.

### Supply response

- UNICEF and the International Committee of the Red Cross (ICRC) were the first to airlift life-saving supplies to Yemen during the onset of the crisis. This required negotiations with multiple Civil Aviation Authorities (CAAs) and both parties to the conflict to ensure safety of the cargo, aircraft, crew and UNICEF staff in-country.
- 3,417 tonnes of emergency supplies were procured for Yemen comprising mainly water, sanitation and hygiene items, shelter equipment, health and nutrition supplies, medicines and education materials.
- A three-week polio campaign in August and September that reached 4.4 million children (87 per cent coverage) was possible through the supply of polio vaccine utilizing the humanitarian air service.

### 3 Syria & the region

Local supply sourcing helps meet the needs of millions affected by five years of conflict

There are 8.4 million Syrian children affected by the conflict, either inside the country or as refugees in neighbouring countries. A third of these children have been born since the conflict began. The destruction of schools, hospitals, and electricity, water and sanitation systems means limited access to basic services, and more than 2.1 million children inside Syria, and 700,000 in neighbouring countries, are out of school. Active conflict, blocked roads and insecurity hindered supply efforts throughout 2015.

#### Supply response

- UNICEF provided \$116.5 million in locally and internationally procured supplies for Syrian children and families in Syria, Jordan, Lebanon and Turkey. Nearly 1.4 million people in hard-to-reach locations inside Syria benefitted from multi-sector interventions and supplies, such as 39.6 million water purification tablets and 52,000 water disinfectants, over 4,000 early childhood development kits, 466,000 school bags, 437,000 blankets, 29.9 million micronutrient powder sachets and 25.7 million micronutrient tablets.
- UNICEF procured almost 762,595 children's winter clothing kits (age-range from 3 months to 14 years) for Syria and the region, of which almost 544,000 were locally procured.



**Syria & the region**  
**\$116.5 million**  
 in emergency procurement

● International \$74.2m ● Local \$42.3m



### 4 The Balkans

The European refugee crisis – a children's crisis

In 2015, over one million people made the dangerous sea journey across the Mediterranean seeking refuge in Europe. More than one quarter – 254,000 – of those who arrived were children.

Not since World War II has the number of displaced people moving to Europe been so high. As conflicts in Syria, Iraq and other countries persist with no resolution in sight, neighbouring host countries are increasingly pressured – and the desperation that drives families to undertake great risk to find safety may mean more will make the attempt. The majority (80 per cent) were escaping conflict, arriving in Greece by boat, then walking hundreds of miles through the Balkans to other parts of Europe.

The sea crossing is perilous, and once on land, dangers persist. Children are exposed to harsh weather and are vulnerable to human traffickers. They have nowhere to rest or play and lack warm clothes, nutritious food and safe, clean facilities to wash. Children who have experienced unimaginable horrors and loss require psychological support and medical care.

Some UNICEF offices in countries through which refugees were transiting had limited supply and logistics capacity. UNICEF deployed emergency, supply and contracting staff on missions to Albania, Croatia, the former Yugoslav Republic of Macedonia and Serbia in 2015 to help colleagues work with UN partners and local organizations to assess needs and establish supply chains that could

# 1,015,078

people crossed the  
Mediterranean in 2015

# 254,000

were children

# 21,500

babies and infants reached  
in UNICEF mother-and-baby-care facilities

# 50,800

children received winter clothes

adapt to changes in the movement of people, according to shifting border policies in transit countries. UNICEF teams helped to set up long-term arrangements with local suppliers, so items could be procured and distributed quickly.

At transit points in the former Yugoslav Republic of Macedonia, Serbia and Croatia, UNICEF Supply helped establish child-friendly spaces and mother-and-baby care facilities where babies could be breastfed and children could rest and play. The value of emergency procurement for the region in 2015 totaled \$2.6 million.



**5 Iraq**

**Vaccines, warm clothing and sanitation supplies reach children living in conflict**

In 2015, Iraq entered the second year of civil conflict, leaving an estimated 3 million internally displaced across the country – half of whom are believed to be children in need of protection and humanitarian aid. An estimated 1.9 million children live in inaccessible or hard-to-reach conflict zones or areas controlled by armed groups making delivery of life-saving supplies and critical services extremely difficult and precarious. Adding to the complexity of the emergency needs in the country, there are close to 300,000 Syrian refugees in Iraq, mostly living in the Iraqi Kurdistan region.

**Supply response**

- Over 317,000 displaced children were given access to temporary learning spaces supported by 89 tents (72 m<sup>2</sup>), 24,697 student kits, 3,400 teacher kits and 4,461 recreation kits procured and delivered to Iraq.
- More than 109,000 children under 1 were vaccinated against measles.
- Family hygiene kits for more than 210,100 families were procured and a further 76,400 baby hygiene kits were delivered.
- Over 91,000 internally displaced persons, including children and pregnant women, received winter clothing and shoes. As part of the ‘Warm for Winter’ project, UNICEF distributed 76,699 blankets and procured 84,388 winter clothing kits, 24,348 of which were locally procured, for children aged 3 months to 14 years living in high altitude and hard-to-reach areas.
- UNICEF also facilitated distribution and procurement of an additional 550,000 winter clothing kits on behalf of partners.

**Emergencies in brief**



**6 South Sudan**

Since the outbreak of civil conflict in December 2013, there has been a continuous displacement of the population in need of emergency support. Despite the signing of the South Sudan Peace Agreement in August 2015, children still face violence, grave rights violations, displacement and hunger. UNICEF procured \$36.1 million worth of supplies for South Sudan in 2015, \$8.6 million of which was for locally procured supplies.

**Supplies included:**

984,000 LLINs, 156,000 cartons of emergency food rations, 19,600 school bags, 800 first response malaria kits, basic medicines and pharmaceuticals which were delivered by air to Juba.

**7 Vanuatu**

Tropical Cyclone Pam, with 250 km per hour winds, struck Vanuatu on 13 March, causing havoc and affecting more than half of the island nation’s population of 272,000 people. UNICEF procured supplies valued at \$915,702 for the emergency response.

**Supplies included:**

190 tents, 17,894 school bags, 168 School-in-a-Box kits and 176 immediate response WASH and dignity kits.

**8 The Central African Republic**

Years of civil conflict and armed clashes continued for much of 2015, and an estimated 470,000 people remained internally displaced and in need of emergency support. The year closed with hopes that a democratic election held on the 30 December would usher in stability. UNICEF procured \$13 million worth of supplies including \$4 million of locally procured goods.

**Supplies included:**

8,180 cartons of RUTF and 250 cartons of therapeutic milk and cereals to cover treatment of children in remote and isolated parts of the country suffering severe acute malnutrition.

**9 Burundi**

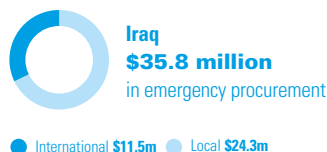
The political and security situation remained precarious throughout the year following an attempted coup d’état in mid-May. In December 2015, the UN High Commissioner for Human Rights warned that Burundi was on the cusp of civil conflict that could result in ethnic violence that would impact the region. UNICEF continues to monitor the situation closely to assess the needs of children and women, including required supplies for a likely emergency response.

Throughout 2015, supplies valued at \$21.9 million were procured for the country, including 7.2 million doses of vaccine valued at \$14 million and \$4 million worth of pharmaceuticals and nutrition supplies.

**Monitoring in emergencies**

Since the launch of the Supply Chain Visibility and Monitoring Dashboards towards the end of 2014, UNICEF staff have been able to use this tool in monitoring supply inputs to regular programmes and in emergency response contexts. The Dashboards allow UNICEF staff to see at a glance what supplies are available in-country and what stock is in the pipeline with expected dates of arrival and delivery. This helps with supply planning and allows staff to follow up on foreseen bottlenecks and respond with corrective and preventive action.

In emergency contexts this visibility also allows emergency coordinators to identify supplies in neighbouring countries that may be loaned to support the immediate emergency needs. The Dashboards provide a single source of information for staff regardless of their location, which facilitates timely communication and improves overall coordination in often stressful situations.





## How Ebola learning is shaping the future health emergency response

**W**hen WHO declared the Ebola outbreak an international public health emergency on 8 August 2014, UNICEF and humanitarian partners had limited knowledge about the specific products required to protect communities and health workers. However, in just two months UNICEF, in close coordination with key partners and industry, helped determine the supply needs in affected countries, defined quality standards, identified areas for innovation, issued guidance and accelerated procurement of high quality supplies for the Ebola response.

Intensive learning, real-time innovation and close collaboration enabled UNICEF to deliver a record supply response to the humanitarian situation and contain the spread of the highly contagious virus through the design and construction of temporary Community Care Centres.

When Ebola transmission slowed down in early 2015 and countries were cautiously declared Ebola-free, UNICEF Supply's focus turned to capturing lessons learned to help inform UNICEF's planning and preparedness for future health emergencies.

A lessons learned report, "Supply Division: Analysis and Lessons from the Ebola Response", finalized in August 2015, highlighted Supply Division's role in convening and aligning partners and industry in developing products and specifications for items such as personal protective equipment and body bags.



The report recommended ways UNICEF could further improve response effectiveness, including refining data entry processes, expanding the emergency human resource roster, fostering ongoing dialogue with partner agencies to establish trust and clarity on roles and responsibilities in health emergencies, and developing health emergency response plans that include disease specific supplies and pre-positioned stock.

### UNICEF in health emergencies

In June 2015, UNICEF endorsed the Health Emergencies Preparations Initiative (HEPI) to improve UNICEF's ability to support the multi-sectoral health emergency responses of national governments. A critical first step in

the initiative was the development of a list of prioritized diseases, based on factors such as impact on children, pandemic potential and mode of transmission. A series of disease-specific actions was then outlined to support UNICEF's preparedness efforts.

Supply Division's health emergency preparedness work is an integral part of the global HEPI effort, and is leading activities and outcomes to:

- establish a list of key HEPI items that will be pre-positioned around the world to support the future outbreak response;
- engage with industry and partners to ensure that suitable products are defined and available for scale-up for the





## Zika virus response

Before the Zika virus outbreak in May 2015 in Brazil, cases of the disease – transmitted primarily by the *Aedes aegypti* mosquito – were isolated to Africa and Asia and its effects were generally mild. By the end of December 2015, the Brazilian Ministry of Health estimated up to 1.3 million cases. Alarmingly the virus also causes microcephaly in newborns. Microcephaly is a neurological condition that prevents babies’ brains from developing normally. They are born with smaller-than-normal heads and live with serious damage to their brain and nervous system. Zika can also cause Guillain-Barré Syndrome (GBS), which in severe cases can result in muscle weakness that affects breathing and swallowing.

There are no vaccines, medicines or rapid diagnostic (RDTs) for Zika, nor is there strong data on the virus epidemiology. Unlike malaria-carrying mosquitos which bite at night, *Aedes* mosquitos are active during the day, so bed nets offer limited protection. UNICEF is working with WHO and partners on the disease outbreak response, and UNICEF Supply is actively

engaged in global efforts to develop a vaccine and identify sources of effective insect repellents and larvicides for vector control. Additionally, UNICEF, WHO and the Pan American Health Organization (PAHO) are working together to accelerate identification and development of rapid and point-of-care Zika diagnostics.

## Financing the UNICEF Supply health emergencies response

UNICEF expects the need for special contracting models to motivate suppliers to accelerate the development of critical supplies to respond and contain Zika and future health emergencies – at the quality, price and volumes needed. These contracting tools may include guaranteed demand over a fixed-term period, minimum procurement quantities, advance payments and first-mover advantage incentives. Choosing which tools to deploy will depend on a variety of factors including market shortcomings, projected demand, product pipeline status and funding availability for the supply response. ●

### Accelerating RDT development lead time

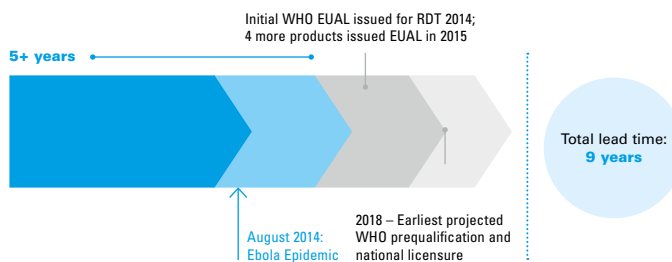
Establishing quality Zika supplies at sufficient quantities to respond to an escalating global health emergency could take years. Working with partners and donors, UNICEF can utilize a number of procurement and financing mechanisms to help incentivize manufacturers to achieve this in only months.

- Research
- Development
- Licensing
- Provisional use approved via EUAL\*
- WHO prequalified products

### Typical RDT lead time



### Ebola RDT lead time



### Planned Zika RDT lead time



\*Emergency Use Assessment Listing procedure (WHO)

- prevention, diagnosis and treatment of a range of infectious diseases;
- support innovation for rapid development of key products needed for the health emergency response (e.g., diagnostics and vaccines);
- provide guidance and modelling that will support country-level supply and logistics preparedness;
- establish financing mechanisms to support the health emergency supply response. ●



▲ **Nigeria:** Girls carry buckets filled with water in the Kwanaya camp for internally displaced people, outside Yola, in the country's north-east







**87%**  
of UNICEF procurement is  
in collaboration with UN agencies

# UNICEF Supply partnerships

UNICEF's impact and reach is only possible through partnerships. Combined strengths allow for coordinated interventions, streamlined processes and targeted investments to tackle inequalities, bridge gaps and build long-term sustainability. In addition to governments and suppliers, the following list, far from exhaustive, represents Supply Division's key engagements in 2015:

## UN family

- Food and Agriculture Organization of the UN (FAO)
- High-Level Committee on Management (HLCM)
- Joint UN Programme on HIV/AIDS (UNAIDS)
- Medicines Patent Pool (MPP)
- Office of the Secretary-General's Special Envoy for Malaria
- Pan American Health Organization (PAHO)
- UN Commission on Life-Saving Commodities for Women's and Children's Health
- UN Development Programme (UNDP)
- UN Framework Convention on Climate Change (UNFCCC)
- UN Global Logistics Cluster
- UN Refugee Agency (UNHCR)
- UN Humanitarian Response Depot (UNHRD)
- UN Mission for Ebola Emergency Response (UNMEER)
- UN Office for Project Services (UNOPS)
- UN Office for the Coordination of Humanitarian Affairs (OCHA)
- UN Population Fund (UNFPA)
- UN Relief and Works Agency for Palestine Refugees (UNRWA)
- The World Bank
- World Food Programme (WFP)
- World Health Organization (WHO)

## Academia, foundations and private sector

- Bill and Melinda Gates Foundation (BMGF)
- Children's Mercy Hospital
- Developing Countries Vaccine Manufacturers Network (DCVMN)

- John Snow, Inc. (JSI)
- International Federation of Pharmaceutical Manufacturers & Associations (IFPMA)
- "la Caixa" Foundation
- The Paul G. Allen Family Foundation
- The UPS Foundation
- University of Applied Sciences and Arts Northwestern (FHNW)
- University of Melbourne
- University of North Carolina
- University of Oxford

## Governments and international financial institutions

- African Development Bank (AfDB)
- Global Affairs Canada (formerly CIDA)
- Centers for Disease Control and Prevention (CDC)
- Department for International Development (DFID), UK
- European Commission (EC)
- European Commission's Humanitarian Aid and Civil Protection (ECHO)
- Islamic Development Bank (IDB)
- Institut Pasteur de Dakar
- Japan International Cooperation Agency (JICA)
- Kreditanstalt für Wiederaufbau (KfW)
- President's Malaria Initiative (PMI)
- United States Agency for International Development (USAID)

## Health and supply chain

- African Leaders Malaria Alliance (ALMA)
- Agence de Médecine Préventive
- African Network for Drugs and Diagnostics Innovation (ANDI)

- Clinton Health Access Initiative (CHAI)
- eHealth Africa
- Gavi, the Vaccine Alliance (Gavi)
- Global Polio Eradication Initiative (GPEI)
- MDG Health Alliance
- Malaria Consortium
- Measles & Rubella Initiative
- Micronutrient Initiative
- PATH
- People that Deliver (PtD)
- Roll Back Malaria (RBM) Partnership
- The Alliance for Malaria Prevention (AMP)
- The Global Fund to Fight AIDS, Tuberculosis and Malaria
- UNITAID
- VillageReach

## Civil society

- Action Contre la Faim (ACF)
- CARE International
- International Committee of the Red Cross (ICRC)
- International Federation of Red Cross and Red Crescent Societies (IFRC)
- Médecins Sans Frontières (MSF)
- Oxfam
- Save the Children International
- World Vision International





► **Iraq:** Raad, 9, from Al Qadria village in Anbar Governorate, carries an emergency kit. Each kit contains sufficient supplies to sustain a family of seven for one week





# Supply chain strengthening with governments

Improving health outcomes through coordination, collaboration and streamlined processes and tools

**S**trong and efficient health supply chains are the backbone for delivering essential supplies for children; products that are critical in meeting global targets to reduce under-five mortality and end hunger.

UNICEF continued to work closely with governments and partners in 2015 to strengthen national health supply chains. Technical assistance and ongoing dialogue with a number of governments is helping address supply chain issues, overcome challenges in national supply chains and develop capacity for sustainable change. Additionally, government delegations to Supply Division from Ethiopia and Nepal in 2015, provided opportunities for in-depth discussions on procurement and supply chain issues, and helped identify opportunities for further improving health outcomes.

UNICEF Supply endeavoured to build national capacities and foster knowledge sharing throughout the year by facilitating strong networks at the country, regional and global levels. Horizontal collaboration opens rich opportunities for countries to learn from each other's experiences. In May, UNICEF Supply convened the first-ever Vaccine Procurement Practitioners Exchange Forum, which brought together procurement professionals from 17 middle-income countries. In response to requests from country stakeholders, Supply Division established an online community to allow participants to continue exchanging knowledge sharing on immunization activities after the Forum.

There were also positive movements toward greater alignment of supply chain interventions and investments between local and global partners across the year.

UNICEF continued to consolidate alliances and networks within the global public health supply chain community through active engagement in working groups such as the Interagency Supply Chain Group, the WHO and UNICEF Immunization Supply Chain and Logistics Hub, the Gavi Alliance Immunization Supply Chain Taskforce, supply chain coordination committees and national logistics working groups. These supported streamlined coordination in the delivery of supply chain and health system strengthening projects.

UNICEF's supply chain strengthening support to governments and collaboration with partners is further emphasized under the Global Fund-UNICEF Memorandum of Understanding. Activities aim at promoting coordination and collaboration on reproductive maternal newborn and child health (RMNCH) service delivery. The partnership includes the effective and harmonized management of RMNCH commodities (e.g., supplies to diagnose and treat diarrhoea and pneumonia in children, and commodities related to maternal health). Joint missions to Uganda in 2015 focused on ways to help address bottlenecks and drive national supply chain priorities and plans forward, for example through coordinated resource mobilization. ●

**"All countries have invaluable knowledge and experiences that other countries can learn from. UNICEF Supply works to convene countries for knowledge exchange to support national supply chain strengthening efforts."**



Musonda Kasonde,  
Supply Chain Specialist,  
UNICEF Supply Division



## Supply chain tools help countries meet changing demands

UNICEF played a strategic role in the development of tools and guidance to support health system strengthening in countries across 2015 aimed at helping countries better monitor supply chain performance, identify bottlenecks and prioritize improvements:

- UNICEF launched a process guide and toolkit for strengthening public health supply chains through capacity development in December. Developed with technical input from a range of partners, the package provides governments with a step-by-step reference guide for developing, implementing and monitoring a supply chain strategy and improvement plan. The package includes recommended practices, lessons learned, case studies and links to numerous resources.
- An ‘Immunization Supply Chain Hub’ focused on continuous improvement through enhanced global collaboration and evidence-based change, is led and coordinated by UNICEF and WHO. UNICEF supply chain technical experts supported the enhancement of the Effective Vaccine Management (EVM) assessment tool for governments to assess their immunization supply chains.
- A UNICEF-commissioned study on supply chain management (SCM) for nutrition products was completed during the year. The study consolidated key findings of recent UNICEF analyses of SCM in Burundi, Cameroon, the Central African Republic, Ethiopia, Kenya, Malawi, Mozambique, Nigeria and Niger. It identified bottlenecks and enablers, and made recommendations to better align policy and strategic guidance on national supply chain integration. ●

### Improving partners’ warehouse and inventory management practices

UNICEF’s in-house warehouse and inventory management (WIM) training was adapted and offered for the first time to partners in October 2015. Some 25 participants from seven governments, completed the course that is aimed at improving national warehouse management practices for greater efficiency.

### Supply chain strengthening engagements with governments across 2015

GNI Classification	Country	Nutrition	Immunization	Monitoring and analysis	In-country logistics	Capacity development	Face-to-face training	Visits to Supply Division
LIC	Afghanistan	■		■		■		
LIC	Benin			■				
LIC	Burundi					■		
LIC	Cambodia		■					
LIC	Comoros		■					
LIC	Ethiopia	■	■			■	■	■
LIC	Liberia		■		■			
LIC	Malawi		■		■			
LIC	Mozambique		■					
LIC	Nepal			■	■	■		■
LIC	Rwanda			■				
LIC	Sierra Leone				■	■		
LIC	Somalia			■				
LIC	Tanzania					■		
LIC	Uganda					■		
LIC	Zimbabwe						■	
LMIC	Bangladesh			■				
LMIC	Cape Verde		■	■			■	
LMIC	Djibouti			■	■			
LMIC	Kenya	■				■	■	
LMIC	Myanmar		■					
LMIC	Nigeria		■			■		
LMIC	Pakistan			■		■		
LMIC	Sri Lanka		■					
LMIC	Sudan	■					■	
LMIC	Timor-Leste	■						
LMIC	Ukraine		■					
LMIC	Yemen				■			
LMIC	Zambia					■		
UMIC	Albania				■			
UMIC	China						■	
UMIC	Turkey	■					■	

World Bank Country Lending Groups (by GNI per capita)  
 LIC \$1,045 or less  
 LMIC \$1,046 to \$4,125  
 UMIC \$4,126 to \$12,735

## Cold chain optimization to ensure equitable access and minimize wastage

An effective, uninterrupted cold chain is critical to ensuring every child is immunized and protected from vaccine-preventable disease. For governments and donors, protecting investments and increasing value for money are critical. In 2015, UNICEF helped establish the Gavi-funded Cold Chain Equipment Optimization Platform, which will mitigate the risk of vaccine wastage caused by temperature breaches along the immunization supply chain. An initial \$50 million has been committed to support governments with the purchase, delivery, installation and training of high-performing cold chain technologies that will be procured through UNICEF. In the next five years, as national immunization programmes introduce new vaccines and push up demand for more efficient cold chain equipment, this amount is expected to increase to \$300 million. ●

## Harmonizing supply chain indicators for improved performance

Collection and analysis of high quality data are key to performance management that informs decisions on appropriate corrective and preventive actions. At a global level, UNICEF works within the Health Supply Chain Interagency Group on harmonizing primary health supply chain indicators across donors and UN agencies. In 2015, UNICEF Supply worked with key partners to support the development of BMGF’s Visibility and Analytics Network (VAN) model. The model advocates for a private sector approach to generate end-to-end visibility on country health supply chains and improved evidence-based decision making. In addition, UNICEF Supply developed guidance for governments on the improved use of data for management of the immunization and health supply chains. ●



# 19

projects at different stages  
of the innovation process in 2015

## Product innovation

Social, economic and geographic obstacles can often prevent children from accessing the very products that would improve their survival and quality of life

**U**NICEF product innovation works to close these gaps. UNICEF's product innovation efforts focus on identifying fit-for-purpose and value-for-money solutions where there is a programmatic need but no readily available products on the market.

In 2015, UNICEF Supply, with technical expertise and support from Programme Division and regional and country offices, helped manage and move forward 19 projects at different stages in the innovation process. Notably, three projects successfully entered the scale-up phase: the Emergency Kit Packaging and Labelling project, which allows for easy identification of emergency kit components on delivery in country, the Child Friendly School Furniture Design initiative, supporting UNICEF country offices with local production and procurement of quality, affordable school furniture, and the Visibility for Vaccines (ViVa) supply database, which triggers an alert when there is a potential risk of a stock-out.





A well-established stage-gate process is designed to effectively manage product innovation projects from concept to possible scale-up and widespread introduction. The Innovation Review Board (IRB), provides governance for the product innovation pipeline, oversees and provides direction for project management activities, manages risks and opportunities, and approves fund allocations.

Based on status updates from project leads including the latest information on user inputs, country feedback and risk assessments, the IRB determines whether a project should progress through a gate to the next project phase. The IRB can also decide whether the scope of the project itself remains valid or whether a project should be closed. For example, during 2015, three projects were closed, as they no longer aligned with the scope of the UNICEF Supply’s product innovation mandate. While two others – environmentally friendly RUTF packaging to reduce the environmental impact of disposal, and injection devices to reduce the risk of needle stick injuries – were added.

At the end of 2015, in response to the Zika virus health emergency, UNICEF Supply, in collaboration with WHO and PAHO, also launched innovation projects to accelerate research for and development of a Zika vaccine and diagnostics equipment. ●



## €5 million “la Caixa” Foundation grant to improve pneumonia diagnosis

Spain’s “la Caixa” Banking Foundation and UNICEF are working together to overcome the inherent challenge of product innovation: getting to scale, which can take years. A €5 million (\$5.7 million) contribution, announced in November 2015, will cover the cost of field trials and the procurement of automated respiratory counters for the diagnosis of pneumonia – which kills more children under 5 years of age than any other preventable disease.

Ethiopia is one of a number of countries where field trials of regulatory approved devices are planned in 2016 and 2017. Field trials generate feedback from health care workers on the accuracy, efficiency, acceptability and suitability of the products.

If the field testing proves successful, the primary portion of the donation is expected to support the procurement of the devices for wide-scale introduction in low-income countries. The partnership and associated financial commitment helps manage the risks and capitalize on the opportunities

related to field testing and product scale-up. It provides an incentive to industry to take the risks associated with developing new respiratory devices, while for governments, utilizing the funds for field trials and procurement at scale limits the risk of engaging in the roll-out of new innovative devices. ●



▲ “la Caixa” Foundation CEO, Jaume Giró Ribas (centre), with UNICEF Director of Private Fundraising and Partnerships, Gérard Bocquet (left) and UNICEF Spain’s President, Angulo Barturen (right)



For more information on UNICEF’s product innovation work, visit: [www.unicef.org/innovation](http://www.unicef.org/innovation)

# Supplies for children with disabilities

## Mainstreaming inclusive design through new and modified supplies and practical guidance

The estimated 93 million children with disabilities in the world are often the most marginalized and vulnerable. They face discrimination, exclusion and many live in poverty. They are less likely to attend school, often cannot access appropriate health care and are at a higher risk of abuse and neglect.

Through advocacy, programmatic guidance and comprehensive efforts with partners to make assistive technology (AT) products for children more available, affordable and appropriate, UNICEF is helping ensure the rights to health, education and protection are secured and upheld for children with disabilities.

Supporting these efforts, Supply Division and colleagues from across UNICEF welcomed disability advocates and representatives from governments, the private sector and NGOs to a forum in July 2015 to examine the challenges around ensuring that children with disabilities have access to assistive devices and technologies.

One of the key outputs was an improved understanding of the issues that are limiting children's access to assistive technologies. Participants agreed that it is often the enabling environment around the technology and not the technology itself that is a major bottleneck. Systems for repairing AT products, the regulatory system to allow diagnostic and rehabilitation equipment to enter countries without delay, and coordination between end-users and manufacturers to ensure product specifications are appropriate for their diverse living conditions all affect the availability of AT products.

In order to support the above, UNICEF is planning to develop an AT product guide with a focus on low-resource settings that will provide guidance on the various technologies available for children with disabilities.

Additionally in 2015, UNICEF Supply published detailed guidance on integrating accessible design in UNICEF construction projects and offices. The series of technical cards provide practical guidance to incorporate accessibility and universal design into existing and new UNICEF premises, schools and other programme infrastructure.

## Kit modifications result in more inclusive components

In 2015, UNICEF Supply finalized a review of UNICEF's education kits – critical in emergency response and child protection efforts. The end-user based review and subsequent modifications were aimed at making the kits more appropriate and gender sensitive, as well as more inclusive.

Three kits were assessed: the School-in-a-Box, which has enough classroom supplies for 40 students, the early childhood development kit, with play and learning supplies for pre-schoolers, and the recreation kit, which contains sports and play equipment.

After extensive analyses that looked into the practicalities of the recommendations,



01



02

weighing cost versus impact, changes to supplies were made based on feedback, cost implications, product availability and quality.

Modifications to the School-in-a-Box kit include a teaching clock with braille, plastic rulers that incorporate a magnifying glass, and a proportion of white chalk substituted with yellow for greater contrast, to support visually impaired children to see the blackboard more clearly. Recreation kits now include a number of indoor games for children who are unable to play outside and an inflatable beach ball with a bell to help to engage children who cannot see or who lack fine motor skills.

A programming guide on disability has also been introduced to the kits to help teachers and caregivers use the items to support children with disabilities and support inclusive programming. ●





03



04



05



06

- 01 **Iraq:** Ali, 9, practices writing the alphabet on a chalkboard in a child friendly space
- 02 **The former Yugoslav Republic of Macedonia:** A 12-year-old Iraqi refugee is lifted onto a train on the border with Greece
- 03 **Nigeria:** A polio survivor paints a tricycle designed for people with disabilities
- 04 **Ukraine:** A UNICEF team member talks to a child in an institution in Krasnodon, Luhansk region
- 05 **Nepal:** Ramita, 11, walks with the support of leg-braces after being crushed by debris during the 2015 earthquake
- 06 **Malaysia:** Norbashirah, 16, reads a UNICEF-produced booklet in braille
- 07 **Haiti:** A UNICEF-constructed school latrines block that integrates accessible design
- 08 UNICEF recreation kits now include an inflatable ball containing a bell to engage visually impaired children
- 09 A teaching clock with braille has been added to UNICEF's School-in-a-Box kit



07



08



09

# The UNICEF Supply Community

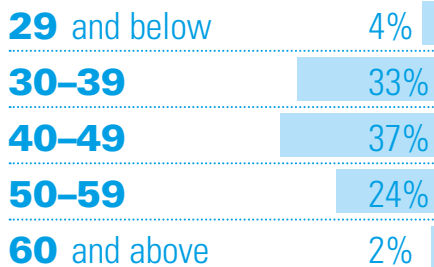
Diversity, a commitment to continuous learning and a focus on emerging disciplines and technologies help UNICEF Supply stay responsive and adaptive to changing global demands

UNICEF's 1,000-strong global supply and logistics team – the Supply Community – is diverse in nationalities, experience and professional backgrounds, qualities that allow UNICEF Supply to effectively respond to increasingly complex and widespread humanitarian needs.

The Supply Community's broad technical expertise informs UNICEF's programmatic priorities and supports partners and governments in ensuring quality supplies reach children when they need them.

Through targeted recruitment and ongoing professional development of staff, particularly in new and emerging fields such as supply chain monitoring, systems strengthening, product innovation and financing, UNICEF Supply is positioned to deliver improved supplies, results and value for money.

## Age groups



# 178

staff spent the equivalent of 2,487 days providing supply related support to countries

**418 staff** participated in core UNICEF Supply training offerings across the year. These core courses covered: procurement, contracting of services, planning for construction, monitoring of supplies and warehouse and inventory management.

# 1,023

staff globally

# 598

men (58%)

# 425

women (42%)

**The Supply Community:**  
136 nationalities  
in 99 offices across  
94 countries







▲ Nepal: Supply staff unload basic family water kits at the UNICEF warehouse at Tribhuvan International Airport in the weeks following the two earthquakes that devastated the country

# Continuous improvement and robust risk management systems and approaches

UNICEF Supply Division utilizes a strong quality management system that meets industry best practice to identify and mitigate financial, ethical, technical and quality risks

Supply Division's quality management system (QMS) is built on the principles of quality risk management and corrective and preventive actions that support the implementation of continuous improvement across the Division. It helps ensure UNICEF's adherence to international standards and norms, tracks progress against key performance indicators, addresses issues and complaints and drives the development of procedures and guidance.

All companies working with UNICEF are expected to comply with the highest standards of moral and ethical conduct as set out in the UN Supplier Code of Conduct and in the 10 principles of the UN Global Compact. However, ensuring compliance is no easy task. Therefore, even before a tender is signed, Supply Division undertakes a detailed assessment of potential suppliers to determine commercial and ethical risks.

Approved manufacturers of pharmaceutical and specialized nutrition products must meet international good manufacturing practices (GMP) standards, which assure the safety and quality of the products the humanitarian community buys. UNICEF monitors compliance through regular GMP inspections. In 2015, UNICEF Supply's quality assurance (QA) specialists completed 46 GMP inspections in 20 countries – half for pharmaceuticals and half for nutrition products. Seven of the nutrition product-

related inspections were conducted jointly with partners including MSF and USAID.

In 2015, Supply Division introduced a risk-based approach for establishing an annual sampling and testing programme covering all of the almost 500 pharmaceutical and nutrition products that UNICEF procures. A range of risk factors are assessed to prioritize independent laboratory analysis. Particular attention is paid to products that require special storage conditions or have not been previously procured, products sourced from first-time suppliers to UNICEF, undergoing a major change in formulation or in manufacturing process, or products that UNICEF buys in quantities so large that any quality issue could impact a high number of children.

In 2015, Supply Division also adopted a more systemized, risk-based process for prioritizing supplier inspections for manufacturers of non-GMP essential strategic commodities such as LLINs and education supplies. Using risk assessment criteria similar to those for selecting pharmaceuticals and nutrition items for testing, inspections will be scheduled to allow for the early identification of preventive and corrective actions to address quality issues and supplier misconduct, and minimize the risk of sub-standard products being delivered to countries. •

## Enterprise risk management

Supply Division completes an annual risk assessment as part of UNICEF's enterprise risk management (ERM) process. This systematic and proactive approach to identifying, assessing and managing risks and opportunities across UNICEF aligns resources to achieve planned results.

In 2015, Supply Division identified five significant risks. Management activities to mitigate these risks included responding to the findings and recommendations of evaluations of UNICEF's emergency supply responses, evaluating supply forecasting systems and capacity, establishing governance to oversee selection and in implementation of information and communication technology business applications, developing guidance for contracting for services, and investing in freight management improvements. •

# 46

GMP inspections in 20 countries



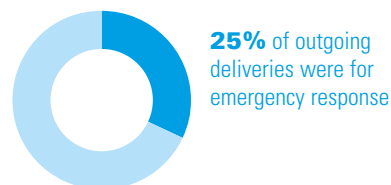
▲ Every shipment of pharmaceuticals is inspected after arriving at UNICEF's Global Supply Warehouse



# The Global Supply Warehouse

The UNICEF Global Supply Warehouse, located in Copenhagen, is a contribution from the Government of Denmark. It is the world's largest humanitarian warehouse.

UNICEF Supply adheres to Good Distribution Practices principles and holds an 'Authorization for Emergency Relief' issued by the Danish Health and Medicines Authority. This allows UNICEF to store and distribute pharmaceutical products from the Warehouse. The license demonstrates UNICEF's commitment to quality in every aspect of the pharmaceutical supply chain. •



### The south side

The view from the south side of the Global Supply Warehouse. Here, supplies are loaded into containers for delivery by truck to exit ports across Europe.

**\$120.3 million**  
Value of goods delivered from the Global Supply Warehouse



**23,300 m<sup>2</sup>**  
total warehouse area

**850**  
different supply items

**4,370**  
outgoing deliveries in 2015

**1,085**  
emergency deliveries

**1,420**  
average pallets shipped per week


**291,052**  
kits packed (plus 334,874 sub-kits)

**14,387**  
tonnes of supplies dispatched

# Procurement overview 2015

## \$3.428 billion

Total supplies and services procured

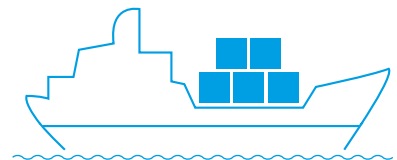


**Goods**  
**\$2.698 billion**



**International freight**  
**\$104.3 million**

10,635 international shipments



**Construction**  
**\$102.3 million**

Locally contracted construction services for education, WASH, health and community care in 67 countries





# UNICEF's key commodity groups

## Medical supplies and equipment

**\$186.1 million**



- \$75.7 million** cold chain equipment
- 755.3 million** immunization syringes
- 10.5 million** HIV rapid diagnostic tests
- 12.6 million** malaria rapid diagnostic tests
- 116,597** medical kits
- 8 million** safety boxes

## Nutrition

**\$150.6 million**



- 34,851 tonnes** of ready-to-use therapeutic food
- 537.5 million** vitamin A treatments
- 727 million** sachets of multiple micro-nutrient powder

## Education supplies

**\$66.1 million**

- 51,647** classroom kits
- 55,293** country-specific educational kits
- 38,400** recreation kits
- 16,964** early childhood development kits



## Vaccines/biologicals

**\$1.724 billion**

**2.8 billion** doses of vaccines for 95 countries



## Pharmaceuticals

**\$151.3 million**

- 612.2 million** co-trimoxazole tablets
- 250.8 million** zinc tablets
- 310.7 million** de-worming tablets
- 116.4 million** sachets of oral rehydration salts
- 27.8 million** artemisinin-based combination therapy malaria treatments
- 5.63 million** packs of anti-retrovirals to treat 403,500 adult patients for one year of first-line therapy
- 24.3 million** amoxicillin pneumonia treatments for children under 12 months



## Water and sanitation

**\$96.3 million**

- 378 million** water purification tablets which could clean 9.7 billion litres of water
- 2.3 million** hygiene and dignity kits
- 12,151** water and sanitation kits

## Bed nets

**\$58.7 million**

**22.3 million** long-lasting insecticidal nets



## Emergency supplies

**\$147.8 million**

- 53** countries/areas supported with emergency supplies
- 762,595** children's winter clothing kits for Syria and the region
- 50,800** children received winter clothing as part of the response to the European refugee crisis

**\$1.755 billion**

Procurement services provided to 102 countries


**\$120.3 million**

Value of goods delivered from the Global Supply Warehouse



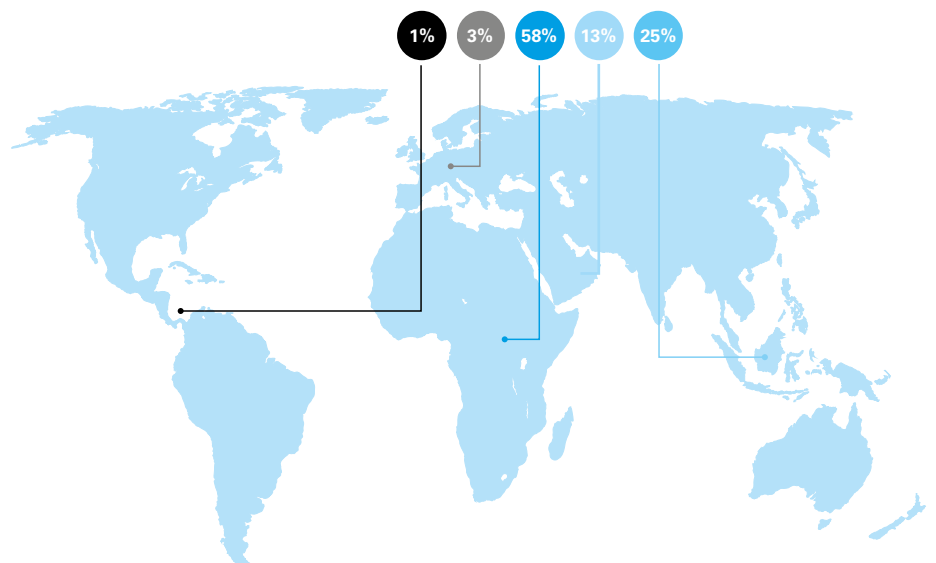
# Supplier countries

Countries from which procurement exceeded \$10 million (based on country of invoice)



## Where UNICEF supplies were used

- Sub-Saharan Africa
- Asia
- Middle East & North Africa
- Central & Eastern Europe
- Central & South America and the Caribbean





# UNICEF global procurement statistics

<b>Annex 1</b>	UNICEF procurement by country/area and US\$ value, aggregating local, country to country and international figures	<b>Page 44</b>
<b>Annex 2</b>	UNICEF procurement by country/area, supplier and category, giving separate US\$ values for local, country to country and international procurement (orders with a combined value of over US\$100,000)	<b>Page 46</b>
<b>Annex 3a</b>	Destination countries/areas for UNICEF procured commodities, aggregating local, country to country and international procurement	<b>Page 86</b>
<b>Annex 3b</b>	UNICEF countries/areas where services were used, aggregating local, country to country and international procurement	<b>Page 88</b>
<b>Annex 4</b>	Number of companies invited to bid by Supply Division and responses received, by country/area	<b>Page 90</b>

## Local

Goods and services procured by country offices for local delivery and subject to the principle of competitive bidding from local suppliers

## Country to Country

Goods and services procured on behalf of another country, or international procurement by country or regional offices, and subject to the principle of competitive bidding

## International

Goods and services procured by Supply Division, or by country offices through Direct Order arrangements, or by other headquarter divisions, and subject to the principle of international competitive bidding



You can view a list of contracts awarded (at or above the value of \$100,000) by Supply Division at: [http://www.UNICEF.org/supply/index\\_27009.html](http://www.UNICEF.org/supply/index_27009.html)

# Annex 1

UNICEF procurement by country/area and US\$ value, aggregating local, country to country and international figures

Country/area	Value (\$)
Afghanistan	22,410,769
Albania	263,930
Algeria	848,341
Angola	1,237,337
Argentina	10,305,895
Armenia	297,826
Australia	2,859,872
Austria	513,109
Azerbaijan	343,824
Bangladesh	7,263,805
Barbados	178,026
Belarus	100,079
Belgium	456,886,489
Belize	187,373
Benin	2,366,191
Bhutan	303,439
Bolivia (Plurinational State of)	1,835,393
Bosnia and Herzegovina	1,705,453
Botswana	260,772
Brazil	6,441,463
Brunei Darussalam	9,462
Bulgaria	296,139
Burkina Faso	10,723,103
Burundi	2,621,090
Cambodia	936,372
Cameroon	5,564,960
Canada	11,690,018
Central African Republic (the)	3,131,169
Chad	30,286,006
Chile	1,948,001
China	54,907,468
Colombia	3,675,981
Comoros (the)	1,277,091
Congo (the)	1,169,439
Costa Rica	418,878
Côte d'Ivoire	7,541,324
Croatia	711,097
Cuba	230,719
Cyprus	12,374,999
Czech Republic (the)	179,203
Democratic People's Republic of Korea (the)	2,010,954
Democratic Republic of the Congo (the)	22,760,678
Denmark	140,307,118
Djibouti	541,286
Dominican Republic (the)	229,758
Ecuador	1,206,903

Country/area	Value (\$)
Egypt	2,412,620
El Salvador	381,546
Equatorial Guinea	456,029
Eritrea	307,195
Ethiopia	18,687,395
Fiji	416,263
Finland	3,052,256
France	204,669,984
Gabon	346,836
Gambia (the)	152,138
Georgia	726,910
Germany	35,073,045
Ghana	6,446,438
Greece	3,881,485
Guatemala	861,784
Guinea	14,164,743
Guinea-Bissau	4,559,768
Guyana	265,783
Haiti	3,899,561
Honduras	275,070
Hungary	1,190,776
India	741,438,081
Indonesia	33,038,512
Iran (Islamic Republic of)	467,287
Iraq	48,839,797
Ireland	3,092,110
Israel	13,566,590
Italy	9,353,235
Jamaica	92,286
Japan	13,104,320
Jordan	17,370,056
Kazakhstan	557,722
Kenya	37,886,078
Kiribati	528,926
Kyrgyzstan	1,770,429
Lao People's Democratic Republic (the)	1,475,691
Latvia	11,163
Lebanon	38,826,697
Lesotho	701,513
Liberia	23,088,772
Libya	70,760
Lithuania	4,305
Luxembourg	46,958,821
Madagascar	15,704,938
Malawi	14,155,237
Malaysia	3,918,471



Country/area	Value (\$)	Country/area	Value (\$)
Maldives	18,703	Spain	6,639,907
Mali	5,297,508	Sri Lanka	653,548
Malta	64,175	State of Palestine	9,191,486
Mauritania	1,913,354	Sudan (the)	9,642,665
Mauritius	11,276	Suriname	207,138
Mexico	3,504,092	Swaziland	465,845
Mongolia	380,467	Sweden	9,400,384
Montenegro	54,098	Switzerland	45,305,793
Morocco	212,860	Syrian Arab Republic (the)	58,701,246
Mozambique	3,955,248	Tajikistan	535,399
Myanmar	5,762,680	Thailand	5,445,424
Namibia	443,326	The former Yugoslav Republic of Macedonia	437,628
Nepal	10,384,260	Timor-Leste	1,115,551
Netherlands (the)	61,375,721	Togo	1,447,500
New Zealand	95,601	Tunisia	421,673
Nicaragua	146,687	Turkey	17,982,717
Niger (the)	16,641,845	Turkmenistan	168,277
Nigeria	25,273,257	Uganda	10,027,441
Norway	2,742,226	Ukraine	7,619,523
Oman	92,271	United Arab Emirates (the)	22,855,523
Pakistan	36,128,496	United Kingdom of Great Britain and Northern Ireland (the)	77,556,327
Panama	688,084	United Republic of Tanzania (the)	8,319,605
Papua New Guinea	500,618	United States of America (the)	497,085,519
Paraguay	252,093	Uruguay	1,282,894
Peru	631,392	Uzbekistan	1,708,823
Philippines (the)	5,526,300	Vanuatu	939,075
Poland	265,169	Venezuela (Bolivarian Republic of)	362,023
Portugal	234,313	Viet Nam	637,629
Qatar	633,777	Yemen	9,220,432
Republic of Korea (the)	87,467,429	Zambia	8,468,247
Republic of Moldova (the)	230,990	Zimbabwe	36,659,629
Romania	1,805,655		
Russian Federation (the)	15,820,023		
Rwanda	2,037,831		
Sao Tome and Principe	33,677		
Saudi Arabia	64,012		
Senegal	6,398,686		
Serbia	1,727,618		
Sierra Leone	20,359,526		
Singapore	2,542,331		
Slovakia	1,381,539		
Slovenia	141,602		
Solomon Islands	55,620		
Somalia	3,643,449		
South Africa	17,711,622		
South Sudan	31,387,491		

## Annex 2

UNICEF procurement by country/area, supplier and category, giving separate US\$ values for local, country to country and international procurement (orders with a combined value of over US\$100,000)

Value (\$)

Supplier	Commodities	Local	Country to country	International
<b>AFGHANISTAN</b>				
Action Contre La Faim	Other Services	1,080,506		
Afghan Besim Mobile Money Co	Other Services	145,613		
Ahmad Printing Press	Education Supplies, Printing	1,179,118		
Al Mostahan Construction Logistics Co	Construction	957,054		
Aria Stationery Ltd	Education Supplies, Printing	104,602		
Bahadur Saheb Zada Ltd	Clothing & Footwear, IT & Office Supplies	545,924		
Baheer Computer and Printing	Printing	352,777		
Buraq International Logistic Service	IT & Office Supplies, Printing, Transport, Water & Sanitation	1,356,440		
CETENA Consultancy	Other Services	192,035		
ECL Afghan Ltd	Transport, Warehousing, Other Services	1,014,444		
FKH Media	Other Services	122,970		
Hamed Warasta Danish Nayab Khil Ltd JV	Education Supplies, Identific. & Signage	3,154,644		
IDG Security (Afghanistan) Ltd	Other Services	2,377,179		
Io Global Services Pvt Ltd	Other Services	433,690		
Jawid Metal Works	IT & Office Supplies	117,343		
Karim Shah Karimi Co Ltd	Medical Supplies & Equipment	568,716		
KPMG Afghanistan Ltd	Other Services	336,893		
Lapis Ltd	Other Services	681,214		
M Aryoubi Store	Clothing & Footwear, Communication Equip., IT & Office Supplies	700,820		
Nawid Fredaws Construction Co	IT & Office Supplies	126,998		
New Jabel Saraj Transport	Transport	905,796		
Omran Holding Group	Construction	121,827		
Pixel Entertainment	Other Services	715,469		
Rahmatullah Aman Zada Ltd	Shelter/Field Equip.	216,000		
RMA Group Afghanistan Ltd	Other Services	130,915		
Sahil Metal Work	IT & Office Supplies	162,653		
Sareh Graphics	Printing	638,222		
Sayed Anwari Petrol Pump	Fuel & Lubricants, Other Services	109,298		
Telecom Development Co Afghanistan Ltd	Other Services	191,226		
Uranos Ltd	Shelter/Field Equip.	939,365		
Zadran Group of Companies	Warehousing, Other Services	850,961		
<b>ALGERIA</b>				
Ubik	Other Services	130,375		
<b>ANGOLA</b>				
AI2N-Integrated Management Solutions Lda	Other Services	213,492		
Imprimarte	Printing	139,055		
SLC Servico De Logistica E Carga SA	Transport, Warehousing, Other Services	173,309		
<b>ARGENTINA</b>				
Adecco Specialties SA	Other Services	139,262		
Benefits SA	Other Services	491,997		
Cat Technologies Argentina SA	Other Services	509,565		
Compañía Argentina de Marketing Directo SA	Other Services	685,001		
Cotecsud Sase	Other Services	141,296		
Covedisa SA	Other Services	291,417		



					Value (\$)
Supplier	Commodities	Local	Country to country	International	
Dicopack SA	Water & Sanitation				179,588
Exo SA	IT & Office Supplies	208,897			
Focus Marketing Directo SA	Other Services	424,729			
Full Marketing SA	Other Services	584,047			
Laboratorio Pyam SA	Water & Sanitation				536,148
Mundial SA	Printing	267,608			
Next Latinoamerica SA	Other Services	136,504			
Organización Coordinadora	Other Services	376,776			
Paula Del Castillo SRL	Other Services	2,326,217			
Soluciones de Contacto SA	Other Services	1,091,531			
<b>AUSTRALIA</b>					
Australian Council for Educational Research	Other Services		928,952		
Codan Ltd	Communication Equip.				672,758
Pactel International	Other Services		126,570		
University of New South Wales	Other Services		200,305		
UoM Commercial Ltd	Other Services		520,757		
<b>AUSTRIA</b>					
Sandoz GmbH	Pharmaceuticals				506,205
<b>BANGLADESH</b>					
Asiatic Marketing Communications Ltd	Other Services	225,811			
Associates for Community and Population Research Ltd	Other Services	128,303			
Bangladesh Services Limited BSL Ruposhi Bangla Hotel	Other Services	233,476			
Eskayef Bangladesh Ltd	Pharmaceuticals	141,297			
G4S Secure Solutions Bangladesh Pvt Ltd	Other Services	389,853			
Global Brand Pvt Ltd	Education Supplies, IT & Office Supplies	309,794			
Hema Enterprises	Construction, Medical Supplies & Equipment, Other Services	106,257			
Jahan Enterprise	Education Supplies, Other Goods	378,906			
Laser Scan Ltd	Printing	150,845			
Linde Bangladesh Ltd	Cold Chain Equipment, Medical Supplies & Equipment, Other Services	124,207			
Link3 Technologies Ltd	Other Services	104,571			
MK Printers and Packaging	Printing	149,252			
Modern Graphics Stationery Supply	Education Supplies	110,508			
mPower Social Enterprises Ltd	Other Services	109,061			
Partex Furniture Industries Ltd	Education Supplies, IT & Office Supplies	178,302			
Participatory Management Initiative	Other Services	128,537			
Plan International Bangladesh	Construction	102,823			
Renata Limited	Nutrition, Pharmaceuticals				855,864
Smart Technologies (BD) Ltd	Education Supplies, IT & Office Supplies, Printing, Water & Sanitation	126,967			
Square Pharmaceuticals Ltd	Pharmaceuticals	290,587			172,840
Surch	Other Services	328,297			
Tara Tari Ltd	Water & Sanitation	107,855			
<b>BELGIUM</b>					
Alpinter SA NV	Shelter/Field Equip.				4,178,358
Becton Dickinson International	Medical Supplies & Equipment				6,724,007
Bief	Other Services		730,500		

Value (\$)

Supplier	Commodities	Local	Country to country	International
GlaxoSmithKline Biologicals SA	Vaccines/Biologicals			439,808,928
Health Research for Action	Other Services		1,626,291	
Instituut Voor Tropische Geneeskunde	Other Services		250,000	
LA Constellation	Other Services		112,428	
Laboratoria Wolfs NV	Pharmaceuticals			216,607
Michiels Fabrieken NV	Nutrition			443,291
MSF Supply SCRL-CV	Nutrition, Pharmaceuticals, Printing			346,397
Purna Pharmaceuticals NV	Pharmaceuticals			1,664,241
Refritec BVBA	Cold Chain Equipment			104,036
SITA	Other Services			257,461
<b>BENIN</b>				
CFAO Motors	Transport, Other Goods	196,598		
Cosmos Consulting SARL	Other Services		149,285	
Inter-Con	Other Services	179,255		
Ral Fal SARL	Education Supplies	336,923		
Yessoufou Abiba	Other Services	237,075		
<b>BOLIVIA (PLURINATIONAL STATE OF)</b>				
Khawax	Communication Equip., IT & Office Supplies, Other Services	37,351		72,576
Team Consult	Other Services		154,168	
<b>BOSNIA AND HERZEGOVINA</b>				
Glovis DOO	Education Supplies	245,724		
Kamer Commerce DOO	Communication Equip., IT & Office Supplies	407,132		
Semikem DOO	Education Supplies, Transport	133,468		
Trisar-Inn Učila DOO	Education Supplies, Transport	302,181		
<b>BRAZIL</b>				
AdClick Brasil Marketing De Performance Ltda	Other Services	148,898		
Appco Group Brazil	Other Services	3,676,499		
Estilo Telemarketing E Consultoria Ltda	Other Services	1,021,097		
IlhaSoft Tecnologia da Informação Ltda	Other Services	60,676	25,165	74,408
Mídia 123 Servicos De Publicidade Via Internet Ltda	Other Services	179,609		
Udof Consultoria Educacional do Brasil Ltda	Other Services	142,801		
<b>BURKINA FASO</b>				
AMD Numerique	Printing	141,335		
Aristhon SARL	Transport, Water & Sanitation	105,135		
Centre Muraz	Other Services		211,573	
EGCE SARL	Construction	195,817		
Entreprise de Construction (ECEE)	Construction	527,249		
Entreprise de Construction Kon & Services (EKS)	Construction	130,755		
Entreprise de Gardiennage	Other Services	194,637		
Entreprise Générale de Services Hydrauliques Et du Bâtiment	Construction	508,039		
Hydrass Burkina	Construction, Other Services	810,885		
Initiatives Conseil International	Other Services	101,174		
Innofaso SA	Nutrition	3,811,685		
Karal International	Construction	119,499		
Media'Stat - Burkina Faso	Printing	185,621		
Programme des Nations Unies pour le Développement	Other Services	327,453		
Sogli Panguéba Mohamed	Other Services	196,241		
Speedtech Energy Burkina Faso SA	Shelter/Field Equip.	296,146		
Temfor	Construction, Other Services	425,662		
<b>BURUNDI</b>				
General Trading Services	Education Supplies, IT & Office Supplies, Other Goods	201,212		



Value (\$)

Supplier	Commodities	Local	Country to country	International
Imprilac	Education Supplies, Printing, Other Services	134,077		
KK Security	IT & Office Supplies	272,586		
Maison Electro Xerographic Mex	IT & Office Supplies, Printing, Other Goods & Services	232,307		
SEC	Construction	121,477		
Tramwex	Transport, Other Goods	128,450		
Utema Travhydro	Water & Sanitation	574,091		
<b>CAMBODIA</b>				
ICE	Communication Equip., IT & Office Supplies	106,619		
MSA Marketing Solutions Asia Ltd	Other Services	241,087		
<b>CAMEROON</b>				
Deca Infrasol Deca Construction Et Services	Construction	533,393		
Dovv Distribution	Agriculture, Nutrition, Shelter/Field Equip., Transport, Water & Sanitation	210,471		
DT Construct SARL	Construction	176,198		
ETS Pacific Action	Education Supplies	112,838		
ETS Sanavaya	Construction, Other Services	181,283		
ETS Studio Design Graphic	Clothing & Footwear, Printing, Transport, Other Goods	127,430	129,761	
Express Services La Colombe	Construction	163,282		
Maison du Plastic	Agriculture, Education Supplies, IT & Office Supplies, Nutrition, Printing, Shelter/Field Equip., Transport, Water & Sanitation	115,361	95,441	
Messapresse	Printing, Other Goods & Services	119,688		
Soc. Camerounaise De Raffi. Maya & Co SA	Water & Sanitation	253,633		
Soft Manage Papers	Education Supplies, IT & Office Supplies, Printing, Other Goods	158,978		
Soil & Water Investigation SA	Other Services	117,429		
Tojel Construction Btp	Construction	154,082		
Ultimate Solution	Construction, Other Services	422,475		
VIP Location Services SARL	Transport, Other Goods & Services	174,552		
<b>CANADA</b>				
Bureau International des Droits des Enfants	Other Services		393,970	
Capra International Inc	Other Services		177,567	
Consortium of International Development in Education	Other Services		210,770	
Dundex	Other Services		1,650,570	308,914
Ellicom	Other Services			306,991
Envirogard Products Ltd	Water & Sanitation			218,499
Intervax	Vaccines/Biologicals			5,587,235
Nutricorp International	Pharmaceuticals			1,411,221
Open Text Corp	IT & Office Supplies			149,817
The International Bureau for Children's Rights	Other Services		176,007	
The Micronutrient Project	Other Services		143,269	
<b>CENTRAL AFRICAN REPUBLIC (THE)</b>				
Agora Service Global Co	Education Supplies, IT & Office Supplies, Printing	214,261		
CFAO Motors Centrafrique	Transport, Water & Sanitation	160,010		
ETS Nombala	IT & Office Supplies, Shelter/Field Equip., Transport	110,631		
Power's Sécurité	Other Services	196,552		
Superette CAE	Other Services	169,999		
Total Centrafrique	Fuel & Lubricants, IT & Office Supplies, Transport, Other Services	176,121		
Tradex Centrafrique SA	Fuel & Lubricants, Transport	268,646		
<b>CHAD</b>				
Abakar Moussa Chaffa	Transport, Other Services	284,828		
Afribiz Holding	Construction	772,703		
Agence Banala Touristique	Transport	134,448		
Agence Genie Rural pour L'Ingenierie L'Ingenierie au Tchad	Construction	116,999		

Value (\$)

Supplier	Commodities	Local	Country to country	International
Al-Naim	Construction	346,984		
Al Amanna Transport	Construction, Transport	487,301		
ASSAADA	Construction	468,087		
Association Tchadienne pour la Promotion des Entreprises en Forages	Other Services		950,950	
Bandar	Construction, IT & Office Supplies, Other Goods & Services	482,922		
Cabinet Asd	Construction	138,755		
CABINET KADER	Construction	131,197		
China Geo-Engineering Corp Int	Other Services	424,410		
Cop Gard	Other Services	132,111		
Cyclo Tchad	Education Supplies, IT & Office Supplies, Warehousing	273,473		
Ecomaf	Construction, Other Goods	754,396		
Emergency Crisis Response Programme	Construction	836,452		
Entreprise Al Gazal	Construction	820,020		
Entreprise Babalkher SARL	Construction	387,723		
Entreprise de Réalisation des Ouvrages Hydrauliques et Génie Civil du Tchad	Other Services	835,320		
Entreprise Greya	Construction	497,898		
Entreprise Koulna	Construction	755,885		
Entreprise Africa WASH	Other Services	303,619		
Entreprise Al Nahda	Construction	2,585,937		
Entreprise Chalal	Construction	1,143,549		
Entreprise de Construction & Entretien	Construction	850,443		
Entreprise Moura	Construction	491,600		
Entreprise Sadaga	Transport, Other Goods & Services	321,076		
Entse de Const Bat TP Mam	Construction	878,740		
ESICSO SARL	Construction	411,136		
ESTPH	Construction	419,555		
ETS Abdoulaye Souleymane Bourma	Transport, Other Services	245,525		
ETS Kode Gol	Construction	742,744		
ETS Wadi Moura	Transport, Other Goods & Services	283,228		
Eur. & Dev. Countries Clin. Trials Part. Abgrone	Construction	522,167		
Groupement Architectural Sicad	Construction	227,623		
Hamama Commercial	Clothing & Footwear, Education Supplies, IT & Office Supplies, Medical Supplies & Equipment, Printing, Shelter/Field Equip., Water & Sanitation, Other Goods	114,294		
Horizon d'Ingenierie Tchad Construction	Construction	113,231		
Hydrofor Tchad	Construction, Other Services	159,373		
Ibni Sossal Travel Agency	Transport, Other Services	502,480		
Illustrator Service	Education Supplies, Identific. & Signage, IT & Office Supplies, Printing, Other Goods & Services	198,047		
Koulna Entreprise	Construction	510,906		
Logistics International Tchad	Transport, Other Services	256,274		
Magic Graphics SARL	Identific. & Signage, IT & Office Supplies, Printing, Other Goods	124,157		
Naima Arafa SARL	Education Supplies, IT & Office Supplies, Medical Supplies & Equipment, Shelter/Field Equip., Water & Sanitation	110,321		
Necobat Société	Construction	1,809,694		
Nouvelle Ent. de Const. de Bat. En Génie Civil	Construction	1,665,760		
Quincaillerie Amis du Monde	Nutrition, Shelter/Field Equip., Water & Sanitation, Other Goods	248,721		
Sahel Search et Consulting	Construction	205,243		
Service d'Ingenierie d'Architecture	Construction	231,194		
Société Chalal	Construction, Education Supplies, IT & Office Supplies, Other Services	153,645		
Sotocod	Construction	1,109,113		



Value (\$)				
Supplier	Commodities	Local	Country to country	International
STAT	Transport, Other Services	464,662		
<b>CHILE</b>				
G4S Security Services	Other Services	135,043		
Tools4changes SpA	Other Services	259,127		
Universidad Diego Portales	Other Services	25,574	255,943	
Vigo Consultores SA	Other Services	355,368		
<b>CHINA</b>				
A Andrews & Co Ltd	Communication Equip., IT & Office Supplies		69,486	1,510,039
Anhui Jienuo Huanbao Keji Co Ltd	Water & Sanitation		184,300	
Baidu.com Times	Other Services	196,845		
Beijing DDB Needham Advertising Co Ltd	Other Services	808,948		
Beijing Fu Ming Hao Tian International Trade Co Ltd	Education Supplies, Identific. & Signage, IT & Office Supplies	92,742		64,740
Beijing Hongyuboda Technology	Communication Equip., IT & Office Supplies	143,009		
Beijing Jewels Furniture Co	Education Supplies, IT & Office Supplies	22,588	90,517	
Beijing Jia Yu Tong Trade Corporation Ltd	Education Supplies		463,637	
Beijing Xintongjiu Science & Trade Co	IT & Office Supplies	10,035	103,080	
Chengdu Institute of Biological Products	Vaccines/Biologicals			3,597,099
Child Frontiers Ltd	Other Services		480,445	
China Educational Instrument & Equipment Corp	Education Supplies			713,075
China-Han Technical Development Corp	Education Supplies, Printing			721,370
Dandong Huayi Economic Trade Corp	Water & Sanitation		233,503	
Dandong Land Trade Co Ltd	Fuel & Lubricants, IT & Office Supplies, Medical Supplies & Equipment, Water & Sanitation		300,099	
Dandong Sevsuns Trading Co Ltd	IT & Office Supplies, Shelter/Field Equip., Water & Sanitation		128,014	
Dandong Zhongwei Industrial Trading Corp	Fuel & Lubricants, IT & Office Supplies, Medical Supplies & Equipment, Printing, Transport, Water & Sanitation	1,842	549,006	
Euro RSCG Advertising Co Ltd	Other Services	1,198,431		
Euro Suisse International Ltd	Communication Equip., Education Supplies			1,012,550
Guilin Pharmaceutical Co Ltd	Pharmaceuticals			4,433,388
Haier Electrical Appliances Corp Ltd	Cold Chain Equipment, Other Services		41,800	3,037,746
Hangzhou Cereals Oils & Foodstuffs Import & Export	Education Supplies, Identific. & Signage, IT & Office Supplies, Medical Supplies & Equipment			3,437,345
ITI Co (Shanghai) Ltd	Clothing & Footwear, Education Supplies, Identific. & Signage, IT & Office Supplies, Medical Supplies & Equipment	27,202	417,034	1,922,576
Jinhua Longtai Import & Export Trading	Education Supplies, Identific. & Signage, IT & Office Supplies, Water & Sanitation			3,144,117
Maxleaf Stationery Ltd	Education Supplies			209,282
Moneray International Ltd	Medical Supplies & Equipment			354,000
Ningbo Binbin Stationery Co Ltd	Education Supplies, Medical Supplies & Equipment			2,795,943
North China Pharmaceutical Co	Pharmaceuticals			1,761,552
Northern International Holding Co Ltd	Education Supplies, Medical Supplies & Equipment, Water & Sanitation	403,399		6,221
Qingdao Narising International Trad	Medical Supplies & Equipment			279,751
Reyoung Pharmaceutical Co Ltd	Pharmaceuticals			475,700
Shanghai Pentagonal Mart Co Ltd	Warehousing, Other Services			1,511,741
Shijiazhuang Wuge Culture Dissemination Co Ltd	Education Supplies	112,817		
Tianjin Wantex Import and Export	Education Supplies	119,881		2,051,460
Tianjin Yorkool International	Bed nets/Insecticides			11,379,780
Top Sources Trading Ltd	Education Supplies, Medical Supplies & Equipment, Water & Sanitation		634,707	784,877
Xinjiang Int. Econ. Cooperation Corp	Education Supplies, IT & Office Supplies, Transport, Water & Sanitation, Other Services	28,180	1,048,236	
Zhejiang Daji Medical Instruments Co Ltd	Clothing & Footwear, Education Supplies, Medical Supplies & Equipment	66,307	41,018	

Value (\$)

Supplier	Commodities	Local	Country to country	International
<b>COLOMBIA</b>				
ErgoFitness SAS	Other Services	249,561		
Fundacion Terre Des Hommes	Other Services	123,034		
International Fundraising Colombia SAS	Other Services	1,361,214		
PHD Colombia SAS	Other Services	129,419		
Teknidata - Consultores	Other Services	137,651		
Telemark Spain SL Sucursal Colombo	Other Services	398,899		
<b>COMOROS (THE)</b>				
El Anrif Construction	IT & Office Supplies	130,582		
Entreprise Générale de Construction	Construction, Other Services	118,091		
Isam Construction Anjouan	Construction	172,513		
Soco Haidar et Fils Ouani Anjouan	Construction	221,222		
SOHA Frères	Construction	103,117		
<b>CONGO (THE)</b>				
Bureau de Cont. du Bat. et des Trav. Pub.	Other Services	107,405		
<b>CÔTE D'IVOIRE</b>				
2TD	Construction, Other Goods & Services	175,759		
Agence Charlestown Location	Transport, Other Goods & Services	175,470		
CECAF International	Other Services	111,516		
Deriksa	Construction, Other Goods & Services	192,185		
Enterprise 2 AA Services	Transport, Other Goods & Services	141,998		
EQUINOXPLANET	Transport, Water & Sanitation	428,883		
Esquisse	Printing, Other Services	115,172		
ETS Alpha	Education Supplies, IT & Office Supplies, Transport, Other Goods	102,563		
Grafica Ivoire	Communication Equip., Education Supplies, IT & Office Supplies, Printing, Transport, Other Goods	188,021		
Group 3H	Shelter/Field Equip., Transport, Water & Sanitation	451,187		
IBTP	Construction	197,842		
Office Bureau	Education Supplies, Other Services	164,799		
Sadege - Sté Africaine d'Entreprise	Construction, Education Supplies	184,031		
Sahel Forage SA	Construction	266,629		
SEPHY Construction	Construction, Water & Sanitation	120,570		
SIPPI Investissement	Education Supplies, IT & Office Supplies	304,685		
SITERM	Construction	194,171		
Société Africaine de Forages Hydrau (SOAFH)	Construction	723,323		
Union des Radios de Proximité Côte d'Ivoire	Other Services	123,790		
<b>CROATIA</b>				
Storm Informatika DOO	Communication Equip.	151,473		
<b>CUBA</b>				
Empretur	Transport, Other Services	111,504		
<b>CYPRUS</b>				
Avenir Analytics	Other Services			1,144,281
Remedica Ltd	Pharmaceuticals			11,170,754
<b>CZECH REPUBLIC (THE)</b>				
Papirny Brno AS	Printing			173,498
<b>DEMOCRATIC PEOPLE'S REPUBLIC OF KOREA (THE)</b>				
Hongkong Miaoxin International Trading Co Ltd	Education Supplies, Printing	178,589		
Korea Diplomatic Corps Friendship Import Corp	Fuel & Lubricants	123,896		
Korea Eurasia Trading Co	Fuel & Lubricants, Transport, Water & Sanitation, Other Goods	608,824		
Korea Taemyong Contractual JV Co	Communication Equip., Education Supplies, IT & Office Supplies, Medical Supplies & Equipment, Water & Sanitation	226,382		



Value (\$)				
Supplier	Commodities	Local	Country to country	International
Korea Yongphung General Corp	Water & Sanitation, Other Services	171,691		
SinBong Trading Co	Water & Sanitation	106,177		
<b>DEMOCRATIC REPUBLIC OF THE CONGO (THE)</b>				
African Engineering & Consulting	Construction, Other Goods	852,522		
AGB Sprl	IT & Office Supplies, Printing, Other Goods	161,662		
Airtel Congo RDC SA (Celtel Congo)	Other Services	304,741		
APEK- AGRO Pastorale et Educationnelle de Kalundwe	Construction	137,474		
Assoc. pour la Promotion des Vulnérables et d'Appui à la Mobilisation des Actions Communautaires	Other Services	192,900		
Assistance Globale Pour l'Ideale Sante	Other Services	175,570		
At Services	Medical Supplies & Equipment, Transport, Other Services	220,596		
Bollore Africa Logistics Pva	Transport, Other Services	1,502,145		
Centre d'Actions Pour Le Dev. des Comm. Défavorisées	Construction, Other Services	450,462		
Congo Graphic	Identific. & Signage	119,395		
Delta Protection	Other Services	119,760		
DHL Global Forwarding	Transport, Other Goods & Services	127,027		
Egebat	Construction	235,667		
Engen DRC	Fuel & Lubricants, Other Goods	416,415		
Etablissement Lofils	Fuel & Lubricants, Transport, Other Goods & Services	2,186,212		
ETS Alkam Mbuji Mayi	Fuel & Lubricants, Other Goods	127,405		
ETS Dieu Beni	Fuel & Lubricants	114,774		
ETS Tequiero (CONSTEQ)	Construction	152,028		
Generale d'Etudes et de Conseils	Construction	191,435		
Getraco	Construction, Other Services	945,596		
Groupe d'Etudes et d'Interventions	Construction, Other Services	181,460		
Groupe Services	Other Services	226,873		
Groupe Transport Multimodal	Transport, Other Services	485,377		
Groupe Technique Bahoto & Libanda SARL Enterprise Co	Construction	209,534		
Human Dignity in the World	Other Services	165,517		
Humanitarian Solutions for Country	Other Services	146,075		
Hydraulique pour Dev. Rurale Congo	Other Services	188,500		
Immotex Congotex	Other Services	163,096		
Instaprint	Education Supplies, Medical Supplies & Equipment, Printing, Other Goods	257,334		
Japan Motors Africa	Equipment Maintenance, Water & Sanitation, Other Goods & Services	104,011		
Kafakis Group	Warehousing, Other Services	103,680		
Kv Computer Services	Education Supplies, IT & Office Supplies, Printing, Other Goods	123,183		
Leans Project Entreprise	Construction	143,938		
M&M Consultants	Other Services	527,540		
Magenya Protection & Gardiennag	Other Services	183,906		
Maison ML	Medical Supplies & Equipment, Shelter/Field Equip.	232,500		
Maison Shambo	Transport, Other Goods & Services	157,000		
Papeterie Alpha	IT & Office Supplies, Printing	145,756		
Prodimpex	IT & Office Supplies, Transport, Other Goods & Services	141,918		
Services Air	Transport, Other Goods & Services	2,982,277		
Société Stefa SARL	Clothing & Footwear, Education Supplies, Printing, Water & Sanitation, Other Goods	477,884		
Société Transport Messagerie Kivu	Fuel & Lubricants, Transport, Other Goods & Services	108,530		
Sodeico Sprl	Education Supplies, Warehousing, Other Services	191,966		
Trasco	Construction	988,391		
Unité Recherche Formation Ecologie Contrôle Maladies Infectie	Other Services	128,957		
VSi Afrique	Construction, Other Services	292,085		

Value (\$)

Supplier	Commodities	Local	Country to country	International
<b>DENMARK</b>				
Ambu A/S	Medical Supplies & Equipment			1,048,595
Atea A/S	Communication Equip., IT & Office Supplies, Printing, Other Goods & Services		544,895	8,037,235
Baltic Control Ltd	Other Goods & Services		117,110	
Boss Co Aps	IT & Office Supplies			260,134
Copenhagen Global A/S	Transport			1,209,265
Damco International A/S	International Freight			12,753,044
Danimex Communication A/S	Communication Equip., IT & Office Supplies, Other Services		164,634	1,096,734
Danoffice Aps	IT & Office Supplies		29,720	348,814
DHL Global Forwarding (Denmark) A/S	International Freight			2,571,781
Freeport Security Aps	Other Services			171,730
H Jessen Jürgensen A/S	Cold Chain Equipment			532,651
Innofactor A/S	Other Services			285,672
Jacobsen Catering Service Aps	Other Services			137,819
Johs. Gram-Hanssen A/S	Water & Sanitation		22,586	638,793
Jytas Projekt III Aps	Other Services			295,088
Kjaer Group A/S	Transport			1,846,316
Kjoeller & Krogh A/S	Other Services			238,174
Kronlein Import & Export Agencies	Identific. & Signage, Nutrition			586,526
Kuehne & Nagel A/S	International Freight, Transport, Other Services		1,962,103	45,362,275
Lekapharm A/S	Pharmaceuticals			1,783,742
Mercuri Urval A/S Denmark	Other Services			208,540
Personale-Service Humanizer Aps	Other Services			594,750
Peter Justesen Co A/S	Communication Equip., Fuel & Lubricants, IT & Office Supplies, Other Goods		70,176	163,378
Planson Europe	IT & Office Supplies		35,522	230,684
Ramboll Denmark	Other Services		320,000	
Scan Global Logistics A/S	International Freight, Transport, Warehousing, Other Services		1,013,420	43,621,012
Scan Office A/S	IT & Office Supplies			162,011
Select Sport A/S	Education Supplies			494,385
Smith & Nephew A/S	Pharmaceuticals			279,501
SSI Schäfer A/S	Other Goods & Services			137,271
Still Danmark A/S	Transport, Other Services			143,121
Vestfrost A/S	Cold Chain Equipment		2,437	9,363,306
<b>DJIBOUTI</b>				
Entreprise Deksan	Education Supplies, IT & Office Supplies	156,026		
<b>ECUADOR</b>				
Datamall. Cia Ltda	Other Services	107,615		
Fradaban Corp Cia Ltda	Other Services	450,607		
Lapiz Y Papel Cia Ltda	Other Services	104,994		
<b>EGYPT</b>				
Bee Media Productions	Other Services	163,716		
Cairo Medical Ahmed El Garhey	IT & Office Supplies	177,811		
Media Buying Agency	Other Services	881,589		
Memac Ogilvy & Mather Egypt	Other Services	51,336	62,000	
<b>ETHIOPIA</b>				
Abaderway International	Communication Equip., IT & Office Supplies, Water & Sanitation	112,497		
ABH Services PLC	Nutrition, Other Services	361,440		
Akakas Logistics PLC	Transport, Warehousing, Other Services	498,794		
Atlantic Freight Transport	Transport, Other Services	447,209		
Bags Family Construction	Printing, Shelter/Field Equip., Other Services	312,641		
Birtukan Tsegaye Yilma	Education Supplies, Medical Supplies & Equipment, Printing	110,110		

					Value (\$)
Supplier	Commodities	Local	Country to country	International	
Breakthrough Int. Consultancy PLC	Construction	219,800			
Derba Drilling & Hydrology PLC	Other Services	841,855			
Edomias International PLC	Other Services	166,279			
Eleni Admassu BC	Construction	196,346			
Esayas Yirga Building Contractor	Construction	196,500			
Ethioder PLC	Nutrition, Transport, Other Services	135,665			
Ethiopian Industries PLC	Clothing & Footwear, Medical Supplies & Equipment	105,815			
Fedwin Transport & Construction Co	Transport	150,311			
Helena Soap Factory	Medical Supplies & Equipment, Water & Sanitation	263,672			
Hilina Enriched Foods PLC	Nutrition	1,199,892			
ICM Communication PLC	Nutrition, Printing, Other Services	472,877			
Jarco Consulting PLC	Other Services	244,549			
Jimma Enterprise PLC	IT & Office Supplies, Water & Sanitation	130,184			
Lonadd Consultancy PLC	Other Services	1,447,577			
Maksun Industry PLC	IT & Office Supplies, Water & Sanitation	101,586			
Maky TX Trading	Education Supplies, IT & Office Supplies, Transport	319,767			
Mekonnen Seid Private Freight	Transport, Other Services	281,804			
Moenco	Other Services	166,748			
New Generation Log. & HR Man. PLC	Other Services	190,031			
Niguse Tolosa General Contractor	Construction	518,563			
Oasis Abyssinia PLC	Clothing & Footwear, Education Supplies, Identific. & Signage, IT & Office Supplies, Medical Supplies & Equipment, Shelter/Field Equip., Water & Sanitation	848,224			
Omo Car Rent & Tours	Transport, Other Services	117,623			
Population Services International	Medical Supplies & Equipment, Water & Sanitation	350,283			
Region 5 Transport & Construction	Transport, Other Services	846,191			
Rehobot Printers PLC	Communication Equip., Education Supplies, Printing	391,707			
Rift Valley Water Technology PLC	Water & Sanitation	196,042			
Sebhatu & Sons Prop. Admin. & Sec. Serv. PLC	Other Services	199,134			
Shimeles Mekonnen Drillers	Construction	100,228			
Shimelis H/Yesus General Contractor	Construction	176,618			
Sub Saharan Africa Research & Training Center PLC	Other Services	454,233			
Tewodros Tefera Car Rental	Transport, Other Services	517,056			
UN Economic Commission for Africa	Printing, Other Services	715,353			
<b>FINLAND</b>					
Naps Solar Systems Oy	Communication Equip., IT & Office Supplies		101,778	660,326	
Pa-Hu Oy	Medical Supplies & Equipment			159,989	
Porkka Finland Oy	Cold Chain Equipment			1,918,711	
Sademan Oy	Nutrition			128,053	
<b>FRANCE</b>					
Africasoins SAS	Pharmaceuticals			1,507,871	
Apelem Groupe DMS	Medical Supplies & Equipment			1,228,260	
Bayer SAS	Bed nets/Insecticides			1,582,160	
Bio-Rad Laboratories	Medical Supplies & Equipment			529,807	
Centre International D'Etudes Pédagogiques	Other Services		173,038		
Cepheid HBDC	Medical Supplies & Equipment			290,571	
Civi Pol Conseil	Other Services		118,641		
Claire Mabilille	Printing, Transport, Other Goods & Services		104,282		
Hachette Livre International	Printing			428,041	
Hydroconseil	Other Services		2,342,013		
IEC Telecom	Communication Equip., IT & Office Supplies, Other Services		209,909	776,393	



					Value (\$)
Supplier	Commodities	Local	Country to country	International	
Institut de Recherche pour le Développement	Other Services		168,995		
Institut Européen de Coopération et Développement	Other Services		497,180		
Interforum	Printing			1,290,181	
Labaronne-Citaf SAS	Water & Sanitation			730,528	
Laboratoire Renaudin	Pharmaceuticals			731,410	
Medecins d'Afrique	Other Services		264,139		
Médécins Sans Frontières	Pharmaceuticals, Printing			406,984	
Millipore	Water & Sanitation			152,739	
Nutriset SAS	Nutrition, Pharmaceuticals			56,331,341	
Panpharma SA	Pharmaceuticals			255,341	
Peme-Gourdin SAS	Water & Sanitation, Other Services		118,276	49,713	
Prezioso Linjebygg	IT & Office Supplies, Other Services			101,241	
Pronal SA	Water & Sanitation			124,848	
Renault Trucks	Transport			557,022	
Sanofi Pasteur	Vaccines/Biologicals			126,082,670	
Savonnerie de L'Atlantique	Water & Sanitation			109,528	
Sofip Export	Education Supplies, IT & Office Supplies, Other Goods		24,408	1,551,477	
Sofreco	Other Services		396,610		
Spengler SAS	Medical Supplies & Equipment			157,109	
Vergnet Hydro	Water & Sanitation, Other Services		120,085	3,151,360	
Zhendre SA	Cold Chain Equipment			1,207,449	
<b>GEORGIA</b>					
Curatio International Foundation	Other Services			111,814	
The Universal Consulting	Other Services	205,840			
<b>GERMANY</b>					
Abbott GmbH & Co KG	Medical Supplies & Equipment			266,136	
B Braun Melsungen AG	Pharmaceuticals			956,072	
Bioanalyt	Nutrition			140,461	
Chempatex Medizinische Vertriebsgesellschaft mbH	Medical Supplies & Equipment, Nutrition			1,968,441	
Demokratie & Dialog EV	Other Services		168,443		
Ernst Klett Vertriebsgesellschaft mbH	Education Supplies			107,124	
Farmingtons Automotive GmbH	Transport			2,329,480	
Fleischhacker GmbH & Co KG	Medical Supplies & Equipment, Nutrition		202,074	4,757,308	
Helm Medical GmbH	Medical Supplies & Equipment			6,247,472	
Henke-Sass Wolf GmbH	Medical Supplies & Equipment			251,667	
Information Multimedia Communication	Other Services			880,747	
KBI Kunststoffbeutel Produktions GmbH & Co	Pharmaceuticals			2,581,539	
KD Medical GmbH Hospital Products	Medical Supplies & Equipment			1,322,171	
Kirsch Pharma GmbH	Pharmaceuticals			275,877	
Lomapharm Rudolf Lohmann GmbH KG	Pharmaceuticals			5,219,260	
Phaesun GmbH	Water & Sanitation			229,095	
Promens Packaging GmbH	Water & Sanitation			739,555	
Rotexmedica GmbH	Pharmaceuticals			173,869	
Seca GmbH & Co KG	Nutrition			3,686,278	
Smurfit Kappa GmbH	Warehousing			604,613	
Smurfit Kappa Wellpappenwerk Waren	Warehousing			103,043	
Speedliner Mobility GmbH	Transport			691,932	
Troge Medical GmbH	Medical Supplies & Equipment			444,044	
<b>GHANA</b>					
Buck Press Ltd	Printing	128,725			
Casa Trasacco Ltd	Other Services	262,439			

Value (\$)

Supplier	Commodities	Local	Country to country	International
Descraft Services Ltd	Printing	158,818		
Esoko Ltd	Other Services	1,726,327		
ISSER, University of Ghana, Legon	Other Services	404,484		14,850
Lowe Lintas Ghana	Other Services	1,052,727		
PricewaterhouseCoopers (Ghana) Ltd	Other Services	147,078		
Royal Crown Press Ltd	Printing	168,677		
Sharp Impressions	Printing	103,959		
Voto Mobile	Other Services	291,178		
<b>GREECE</b>				
Demo SA Pharmaceutical Industry	Pharmaceuticals			3,814,989
<b>GUATEMALA</b>				
Renta Autos De Guatemala SA	Other Services	356,235		
<b>GUINEA</b>				
ADA Atlantic Services SA	Transport	254,381		
AMA Guinée	Transport, Other Services	504,080		
Areeba Guinée	Other Services	103,896		
Association Tinkisso Eau Nutrition	Water & Sanitation	183,537		
Bollore Africa Logistics Guinée SA	Transport, Other Services	346,418		
Bombay Industries	Water & Sanitation	170,471		
Compagnie de Geo-Ingenierie De Chin	Construction	289,954		
EDF	Construction, Other Services	554,262		
EGUICORF SARL	Construction	252,457		
Ent Vergnet Guinée SARL	Construction, IT & Office Supplies, Other Services	373,612		
Etablissement Ly Thierno Hamidou	Transport, Other Services	128,406		
ETPSE Horizons Construction	Construction	1,024,334		
Fiduciaire de Guinée Membre de PricewaterhouseCoopers	Other Services	147,480		
Figuira Multiprestation	Clothing & Footwear, Printing, Other Goods	125,399		
FVC Dubai	Communication Equip., Other Services	129,279		
G4S Services de Securite Guinée	Other Services	104,923		
Geosols International Guinée SA	Construction	372,747		
Globetrans Forage	Construction	262,818		
Guitrab	Construction	469,890		
IBEF Guinée	Water & Sanitation	110,441		
Moka Express	Transport, Other Services	357,171		
Savonnerie Alpha SA	Water & Sanitation	1,837,078		
Sichuan Geotechnique Guinée SA	Construction	309,558		
Socadi Construction	Construction	1,223,276		
Strat heg	Construction	236,601		
Topaz Multindustries	IT & Office Supplies, Water & Sanitation	803,350		
Total Guinée	Fuel & Lubricants, IT & Office Supplies, Water & Sanitation, Other Goods	206,534		
Zatco GC SARL	Transport, Warehousing, Other Services	1,400,885		
<b>GUINEA-BISSAU</b>				
Ajomo SARL	Construction	127,719		
Ascon Lda	Construction	1,186,230		
Barrote Construcao SARL	Construction, IT & Office Supplies	173,949		
Gcos e Filhos SARL	Construction	162,856		
Hydro-genie Sarl	Construction	218,146		
Jomo Lda	Construction	143,408		
Pama Construcoes	Construction	1,758,481		
<b>HAITI</b>				
Acra Petionville	Water & Sanitation, Other Goods	165,682		

Value (\$)

Supplier	Commodities	Local	Country to country	International
Compagnie de Distribution	Medical Supplies & Equipment, Water & Sanitation	212,793		
G et L Construction	Construction	153,154		
IMCO Ingenierie Moderne et Construction	Construction	175,071		
Institut Haitien de l'Enfance	Other Services	331,319		
Les Ateliers Oreste	Construction	252,377		
Marcoren Construction	Construction	129,427		
Meds & Food for Kids in Haiti	Nutrition, Transport	583,653		593,489
PAP Securite Services	Other Services	168,300		
<b>HUNGARY</b>				
Duna Csillaga Kft Millennium Court Marriott Executive	Other Services			359,923
Europeum Kft Courtyard By Marriott Budapest City	Other Services			240,530
Manpower Business Solutions Kft	Other Services			364,116
<b>INDIA</b>				
Ajanta Pharma Ltd	Pharmaceuticals			7,109,697
Ajay Industrial Corp	Water & Sanitation			1,895,830
AOV International	Cold Chain Equipment			239,147
Arkray Healthcare Pvt Ltd	Medical Supplies & Equipment			344,046
Ashirbad Inf. Ser.and Facilities Man. Pvt Ltd	Other Services	478,829		
Attitude	Other Services	169,675		
Aurobindo Pharma Ltd	Pharmaceuticals			3,248,446
Avalon Information Systems Pvt Ltd	Other Services	307,249		
Bace Marketing Pvt Ltd	Construction, Other Services	227,175		
Bafna Pharmaceuticals Ltd	Pharmaceuticals			348,314
Baldev Woollen International	Nutrition			421,820
BBC Media Action (India) Ltd	Other Services	1,846,174		
Bharat Biotech International Ltd	Vaccines/Biologicals			13,211,738
Bharti Airtel Ltd	Other Services	118,392		
Biological E Ltd	Vaccines/Biologicals			86,156,833
Blow Kings	Cold Chain Equipment		48,150	925,589
Cadila Pharmaceuticals Ltd	Pharmaceuticals			1,781,056
Calibre Chemicals Pvt Ltd	Nutrition			709,810
Centre for Media Studies	Other Services	203,445		
Cipla Ltd	Pharmaceuticals			8,974,884
CMS IT Services Pvt Ltd	Other Services	130,931		
Compact India Pvt Ltd	Nutrition			2,618,066
Daga Plastic Industries	Nutrition, Water & Sanitation		326,316	
Datamatics Global Services Ltd	Other Services			610,512
DeLoitte Haskins & Sells LLP	Other Services		17,320	539,704
DGM India Internet Marketing	Other Services	453,950		
Dhan Raj Mehra & Co	Clothing & Footwear, Education Supplies, Shelter/Field Equip., Water & Sanitation	46,716	97,899	
DRAFTFCB Ulka Advertising Pvt Ltd	Other Services	164,263		
Embee Software Pvt Ltd	IT & Office Supplies, Other Services	165,630		
Emcure Pharmaceuticals Ltd	Pharmaceuticals			774,493
Ernst & Young Private Ltd	Other Services	311,591	148,450	
E-Zest Solutions Ltd	Other Services			568,080
FDC Ltd	Pharmaceuticals			2,844,707
Feedback Foundation Trust	Other Services	178,247		
G4S Secure Solutions (India)	Other Services	627,715		
Galentic Pharma (India) Pvt Ltd	Pharmaceuticals			2,202,650
Genesis Burson-Marsteller Public Relations Pvt Ltd	Other Services	104,115		



					Value (\$)
Supplier	Commodities	Local	Country to country	International	
GfK Mode Pvt Ltd	Other Services	795,725			
Green Signal Bio Pharma Pvt Ltd	Vaccines/Biologicals			562,836	
Haffkine Bio-Pharmaceutical Corp	Vaccines/Biologicals			15,125,213	
HCL Technologies Ltd	Other Services			196,319	
Hetero Labs Ltd	Pharmaceuticals			10,246,464	
Hindustan Syringes & Medical	Medical Supplies & Equipment			8,770,648	
Hindustan Thompson Associates Pvt	Other Services	175,015			
ICRA Management Consulting	Other Services	674,714			
IGI Marketcare	Other Services	222,856			
IHMR University	Other Services	734,592			
IMRB International	Transport, Other Services	141,516			
Intas Pharmaceuticals Ltd	Pharmaceuticals			622,543	
Ipca Laboratories Ltd	Pharmaceuticals			1,956,126	
IPE Global Pvt Ltd	Other Services	12,443,110	143,700		
Kaapro Management Solutions Pvt Ltd	Other Services	1,182,826			
Kadence International Pvt Ltd	Other Services	101,607			
Kanam Latex Industries Pvt Ltd	Medical Supplies & Equipment			101,480	
KK Nag Ltd	Water & Sanitation			1,660,762	
Knowledge Links	Other Services	133,273			
Lochan & Co	Other Services	37,607	70,001		
M/S Sports Land Overseas Pvt Ltd	Education Supplies			194,656	
M/S Surya Surgical Industries	Medical Supplies & Equipment			249,919	
Macleods Pharmaceuticals Ltd	Pharmaceuticals			1,625,989	
Mahindra Reva Electric Vehicles Pvt	Transport		112,000		
MBI Kits International	Nutrition		3,605	108,219	
Medopharm	Pharmaceuticals			7,854,183	
Mepro Pharmaceuticals Pvt Ltd	Pharmaceuticals			2,823,138	
Micro Labs Ltd	Pharmaceuticals			3,849,152	
Microware Computing & Consulting Pvt Ltd	Other Services	103,378			
Milan Laboratories (India) Pvt Ltd	Pharmaceuticals			2,898,330	
Mudra Online Technologies Pvt Ltd	Other Services	101,513			
Mylan Laboratories Ltd	Pharmaceuticals			11,922,405	
Narang Medical Ltd	Medical Supplies & Equipment			280,472	
Nikhil Offset	Printing, Other Services	245,612			
Nutrivita Foods Pvt Ltd	Nutrition			477,083	
Ogilvy & Mather Pvt Ltd	Other Services	763,647			
Orchid Biomedical Systems	Medical Supplies & Equipment			464,143	
Panacea Biotec Ltd	Vaccines/Biologicals			19,439,823	
Parkash Woollen Industries	Shelter/Field Equip.			104,832	
Paskan Computing	Construction, Other Services		141,000		
Piramal Enterprises Ltd	Nutrition, Pharmaceuticals			6,404,757	
Poddar Screen Printers	Identific. & Signage	481,655			
Poly Medicare Ltd	Medical Supplies & Equipment			144,848	
Pragati Development Consulting	Other Services	2,367,672			
Pratibha Press & Multimedia Pvt Ltd	Printing, Transport, Other Services	106,287			
Prelude Novel Ventures Pvt Ltd	Other Services	123,800			
Premier Medical Corp Ltd	Cold Chain Equipment, Medical Supplies & Equipment			205,768	
PricewaterhouseCoopers Pvt Ltd	Other Services	238,887			
R K Swamy BBDO Pvt Ltd	Other Services	1,603,773			
RB Lamination Industries Pvt Ltd	Printing, Other Services	228,416			
Ranbaxy Laboratories Ltd	Pharmaceuticals			183,837	

Value (\$)

Supplier	Commodities	Local	Country to country	International
Relief Supplier	Education Supplies, Medical Supplies & Equipment, Water & Sanitation		617,627	6,450
Result Service Pvt Ltd	Other Services	146,241		
Sagar Electricals	Cold Chain Equipment			359,226
Sansiya	Clothing & Footwear		2,251,974	
Serum Institute of India Ltd	Vaccines/Biologicals			401,634,602
Shantha Biotechnics Ltd	Vaccines/Biologicals			42,775,138
Shobikaa Impex Pvt Ltd	Bed nets/Insecticides			4,722,354
Siddha Development Research	Other Services	275,149	108,435	41,848
Sigma Research And Consulting Pvt Ltd	Other Services	606,553		
Sirmaxo Chemicals Pvt Ltd	Pharmaceuticals			1,203,588
Span Pumps Pvt Ltd	Water & Sanitation			865,099
Sparsh BPO Services Ltd	Other Services	117,984		
SPC Management Services	Other Services	5,882,981		
Sports Land Overseas Pvt Ltd	Education Supplies	175,264	84,381	
Strides Arcolab Ltd	Pharmaceuticals			2,527,052
Sun Pharmaceutical Industries Ltd	Pharmaceuticals			896,360
Sutures India Pvt Ltd	Medical Supplies & Equipment			377,100
Syrex Infoservices India	Other Services	435,032		
Tagros Chemicals India Ltd	Bed nets/Insecticides			249,480
Tatwa Technologies Ltd	Other Services	243,985		
Tec India Entertainment Pvt Ltd	Other Services	298,644		
Techno Relief Overseas India Pvt Ltd	Water & Sanitation			134,708
Thinktel Solutions India Pvt Ltd	Other Services	177,618		
TNS India Pvt Ltd	Other Services	1,008,738		
Toyota Kirloskar Motor Pvt Ltd	Transport	181,272		
Track Manufacturing Co Pvt Ltd	Medical Supplies & Equipment			349,944
United Poly Engineering Pvt Ltd	Medical Supplies & Equipment			534,157
Vandana Logistics	Shelter/Field Equip.			140,148
VKA Polymers Pvt Ltd	Bed nets/Insecticides			1,555,293
<b>INDONESIA</b>				
Child Frontiers Ltd	Other Services		125,660	
PT Appco Direct	Other Services	870,769		
PT Bio Farma (Persero)	Vaccines/Biologicals			30,390,747
PT Catha Lembana Indonesia	Other Services	213,741		
PT Chaya Udaya Indonesia	Other Services	112,954		
PT Granton Marketing (Optimo)	Other Services	131,590		
PT Santulita Vikasa	Other Services	113,420		
PT Toyota-Astra Motor	Transport	124,629		
<b>IRAN (ISLAMIC REPUBLIC OF)</b>				
Barin Pendar Co	Other Services	225,279		
Zarak Co	Printing	100,852		
<b>IRAQ</b>				
Abnaa Al Abduly Co	IT & Office Supplies, Water & Sanitation	650,445		
Ahla Alrawafid	Water & Sanitation	476,000		
Ahmed Jassim Presam Office	Clothing & Footwear, Cold Chain Equipment, Communication Equip., Education Supplies, IT & Office Supplies, Nutrition, Shelter/Field Equip., Water & Sanitation, Other Goods & Services	102,081		
Al Adham Engineering Services Co Ltd	Communication Equip., Fuel & Lubricants, IT & Office Supplies, Water & Sanitation	439,754		
Al Sami General Trade Co Ltd	Bed nets/Insecticides, Education Supplies, IT & Office Supplies, Water & Sanitation, Other Services	9,676,741		
Al-Rasol company	Construction, Water & Sanitation, Other Services	272,290		

					Value (\$)
Supplier	Commodities	Local	Country to country	International	
Al-Saafa	Education Supplies, IT & Office Supplies, Printing, Staff Supplies, Water & Sanitation	915,490			
Al-Taj Al-Murasa' A Co	Transport, Other Services	590,889			
Arison SARL	Water & Sanitation	158,450			
Baroshkey Shop	Water & Sanitation	123,943			
Baz Co	Cold Chain Equipment, Education Supplies, IT & Office Supplies, Medical Supplies & Equipment, Nutrition, Shelter/Field Equip., Water & Sanitation	3,330,266	14,500		
Belad Al Nakhil Co	Education Supplies, IT & Office Supplies, Staff Supplies, Water & Sanitation	766,181			
Beza Co	IT & Office Supplies, Warehousing, Water & Sanitation	1,347,488			
Busriyan Co	Staff Supplies, Warehousing, Water & Sanitation	1,060,800			
Cihan Group	Transport	133,200			
Dalo Group Companies	Construction	7,933,752			
Dijla Bookshop Sahib Al Zubaidi	IT & Office Supplies, Printing	318,541			
Dubai Co for General Contracts	Construction, Water & Sanitation, Other Services	1,570,782			
East-West Transport Co Ltd	Other Services	188,518			
Engicon	Other Services	249,600			
Enta Muhendislik	IT & Office Supplies, Water & Sanitation	165,000			
Galiawa Group	Water & Sanitation	698,005	5,000		
Gara Water Factory	Education Supplies	709,170			
Glitter Co for Advertising	Printing, Other Services	3,289,532			
Golden Sky Links	Communication Equip., IT & Office Supplies, Other Services	117,480			
Hilal Meary and Partners Co	Staff Supplies	119,200			
Hoshang Co	IT & Office Supplies, Water & Sanitation	143,990			
Impact Initiative	Other Services	149,690			
Janat Alfarah Co Computer & Electronics	IT & Office Supplies	116,233			
Jant Khanaqin Co	Other Services	109,200			
Kani Water Plant	Education Supplies	267,499			
Koshky Mindalan Mehrnoosh Malk Shah Asady	Communication Equip., Education Supplies, IT & Office Supplies, Medical Supplies & Equipment, Nutrition, Shelter/Field Equip., Water & Sanitation	332,079			
Kurdistan Bureau	Water & Sanitation	120,348			
Majeed Shabo Razoqi	Warehousing	180,000			
Mateen Express	Other Services	104,980			
Maziland Company for Reconstruction and Housing Ltd	Construction, Warehousing, Other Services	560,750			
ORE Plastic	Water & Sanitation	127,140			
Salar Co	Construction	236,160			
Salar Prefab	Education Supplies, IT & Office Supplies, Shelter/Field Equip., Staff Supplies, Warehousing, Water & Sanitation	2,022,833			
Shad Co	Transport, Warehousing, Other Services	3,621,342			
Shorsh Sinjawe Co	Staff Supplies, Warehousing, Water & Sanitation	421,285			
Sidra Al-Muntaha for Computers	Communication Equip., Education Supplies, IT & Office Supplies, Water & Sanitation	316,422			
Tekkon Engineering Construction	Water & Sanitation	170,075			
Vana Co for Olympic & Domestic Furniture	Education Supplies, IT & Office Supplies	1,218,749			
Wadi Al Zaitoon Co	Identific. & Signage, IT & Office Supplies, Warehousing	116,500			
West Co	Shelter/Field Equip., Water & Sanitation	451,075			
Zereen Company Bakr Salo	Bed nets/Insecticides, Pharmaceuticals, Staff Supplies, Water & Sanitation	724,260			
<b>IRELAND</b>					
Medentech Ltd	Water & Sanitation			593,394	
Ovelle Ltd	Pharmaceuticals			1,225,059	
Trinity Biotech	Cold Chain Equipment, Medical Supplies & Equipment			989,228	



Value (\$)

Supplier	Commodities	Local	Country to country	International
<b>ISRAEL</b>				
IsraAID	Other Services		344,214	
Julie Pudlowski Consulting	Printing, Transport, Other Services		166,014	
Organics Ltd	Cold Chain Equipment, Medical Supplies & Equipment			12,619,384
<b>ITALY</b>				
ABC Form SRLS	Other Services		143,917	
Beltapharm SpA	Pharmaceuticals			310,223
Biologici Italia Laboratories SRL	Pharmaceuticals			613,510
Cadoppi SRL	Water & Sanitation			284,418
Caprari SpA	Water & Sanitation			163,528
Coelmo SRL	Medical Supplies & Equipment, Water & Sanitation		29,178	758,537
Colombo Smart Plastic SpA	Cold Chain Equipment			128,055
Fazzini SRL	Medical Supplies & Equipment, Nutrition		3,015	2,880,916
Ferrino & Co SpA	Shelter/Field Equip.			878,510
Fulton Medicinali SpA	Pharmaceuticals			602,050
Industria Farmaceutica Galenica Senese SRL	Pharmaceuticals			222,590
Industria Farmaceutica Nova Argenti	Pharmaceuticals			127,578
L Molteni & C Dei Fratelli Alitti Societa' Di Esercizio SpA	Pharmaceuticals			434,320
Nuova Industrie Biscotti Crich SpA	Nutrition			512,659
Pharmatex Italia Srl	Pharmaceuticals			266,252
Tasco Srl	Water & Sanitation			114,781
World Food Programme UNHRD	Staff Supplies, Other Services			137,500
<b>JAPAN</b>				
J Gerber & Co (Japan) Ltd	Transport		28,207	5,995,729
Japan BCG Laboratory	Vaccines/Biologicals, Warehousing			1,967,526
K Arano & Co Ltd	Cold Chain Equipment, Transport		22,359	314,273
Nissan Trading Co Ltd	Transport		36,728	2,404,200
Toyota Motor Corp	Transport			2,270,135
<b>JORDAN</b>				
Al Eqtesad Office Suppliers Est	Education Supplies	279,680		
Al Oula for Specialized Industries	Water & Sanitation	16,040	139,143	
Alghad Co Event and Concerts Org.	Shelter/Field Equip.	267,621		
Amer Juma Trading Est	Clothing & Footwear, Shelter/Field Equip.	351,890		
Aramex Jordan Ltd	Transport, Warehousing, Other Services	199,061		
Bashiti Amman West Stores	Clothing & Footwear, IT & Office Supplies, Shelter/Field Equip., Warehousing, Water & Sanitation, Other Goods	326,826		
Eastern Mediterranean Public Health Network	Other Services	338,000		
Estdama for Environment	Other Services	155,944		
G4S Secure Solutions International (Jordan)	Medical Supplies & Equipment, Other Services	171,308		
General Computers & Electronics Co	IT & Office Supplies, Other Services	158,584	122,980	
Imdad Leltajhizat Walbuna Al-Tahtie	Shelter/Field Equip., Water & Sanitation, Other Services	2,487,921	786,477	
Jordan Modern Oil & Fuel Services	Fuel & Lubricants	100,500		
Jordan Pioneer for Metal Industry	Construction, IT & Office Supplies, Warehousing, Water & Sanitation, Other Services	261,712		
Kuehne & Nagel Jordan	Transport, Warehousing, Other Services	331,511	91,874	
Maani & Partners Furniture Co	IT & Office Supplies, Other Goods	112,332		
Prefabricated Buildings Co	Communication Equip., Warehousing	228,362		
PricewaterhouseCoopers Jordan	Other Services	108,455	156,830	
Scorpion for defence and security	Other Services	150,847		
Sharek	Other Services	207,871		
Site Group for Services & Well Drilling Co	Other Services	1,245,293		

					Value (\$)
Supplier	Commodities	Local	Country to country	International	
Specialized Co for Trade Services	Clothing & Footwear, Water & Sanitation, Other Services	590,784	11,865	3,797,930	
Taqniat AL Tasmeem Ltd (SYNTAX)	Other Services	230,155			
Teamwork Communications	Clothing & Footwear, Education Supplies, Identific. & Signage, Printing, Other Goods & Services	1,111,901	8,184		
To Excel Consulting	Other Services	231,298			
Y&R Amman	Other Services	300,233			
<b>KENYA</b>					
Acacia Consultants Ltd	Other Services	112,275			
African Population & Health Research	Other Services	249,990			
Artemis Outsourcing Ltd	Other Services	175,526			
Baker Tilly Merali's	Other Services	99,826	342,263		
Bilmark Groups Ltd	Construction, IT & Office Supplies, Water & Sanitation, Other Services		2,206,819		
Captain Andy's Fishing Supplies	Other Goods		122,893		
Carnea Consultants Ltd	Other Services	335,553			
Centre For Humanitarian Change	Other Services	204,550			
CfBT Education Trust	Other Services		179,347		
Circuit Business Systems Ltd	Communication Equip.		115,050		
Colour Creations Ltd	Education Supplies, IT & Office Supplies, Medical Supplies & Equipment, Printing		238,454		
Colourprint Ltd	Printing	184,199	37,450		
Deloitte Consulting Ltd	Other Services	120,004			
Dhanush Infotech Ltd	Other Services		53,897	166,625	
East African Supplies & Logistics	Communication Equip., Education Supplies, IT & Office Supplies, Medical Supplies & Equipment, Printing, Shelter/Field Equip., Water & Sanitation	83,990	421,885		
Echo Mobile Ltd	Other Services	538,978			
Enashipai Resort & Spa	Other Services	140,051	43,665		
English Press Ltd	IT & Office Supplies, Printing	59,240	163,795		
Farsight Africa Group Ltd	Other Services		194,750		
Firstdata Research Consultants Ltd	Other Services	109,955			
Furqan Trading & Transportation Co	Transport, Warehousing		307,648		
Green Park Golf & C Complex Ltd	Other Services	144,583			
Insta Products (EPZ) Ltd	Nutrition			8,153,056	
Ipsos Ltd	Other Services	48,746		181,220	
KPMG Kenya	Transport, Warehousing, Other Services		148,815		
Kuehne & Nagel Ltd	Transport, Warehousing, Other Services	5,474	920,133		
Lisal Chemicals Co Ltd	Water & Sanitation	117,459			
Medipharm EA Ltd	Education Supplies, Water & Sanitation	194,834			
Nation Media Group Ltd	Printing, Transport, Other Goods & Services	160,848	2,449		
PKF Kenya	Other Services		148,435		
PricewaterhouseCoopers Ltd	Other Services	164,400	115,000		
Printfast Ltd	Printing	176,613	13,376		
Rhoem Investment Ltd	Transport, Other Services		119,000		
Royal Media Services Ltd	Other Services	387,988			
Safaricom Ltd	Communication Equip., Other Goods & Services	231,835			
Spartan Relief Services Ltd	Education Supplies, IT & Office Supplies, Medical Supplies & Equipment, Water & Sanitation		962,235		
Techno Relief Services Ltd	Cold Chain Equipment, Communication Equip., Education Supplies, Medical Supplies & Equipment, Nutrition, Shelter/Field Equip., Transport, Warehousing, Water & Sanitation	1,873,132	3,355,535		
The Rift Valley Institute	Other Services	133,583	40,534		
The Standard Group Ltd	Other Services	121,368			
Universal Corp Ltd	Pharmaceuticals			7,752,232	
Vestergaard Africa Ltd	Water & Sanitation		326,098		

Value (\$)

Supplier	Commodities	Local	Country to country	International
Victoria Furnitures Ltd	Education Supplies, IT & Office Supplies	4,025	121,319	
World Food Programme (Somalia)	Transport, Warehousing		467,015	
ZiziAfrique	Other Services	1,107,162		
<b>KIRIBATI</b>				
King Holdings Ltd	Construction		289,585	
Kiribati Future International	Other Services		125,617	
<b>KYRGYZSTAN</b>				
Iveria Ltd	Construction	221,041		
Scientific Research & Design	Other Services	153,675		
Snaiper Ltd	Construction	126,085		
<b>LAO PEOPLE'S DEMOCRATIC REUBLIC (THE)</b>				
Sokmixay Construction & Building Sole Co Ltd	Construction, Other Services	117,777		
Xaiyavong Group Enterprise	Water & Sanitation	192,109		
<b>LEBANON</b>				
Advanced Plastic Industries SAL	Water & Sanitation	143,531		
Agility Logistics Lebanon SAL	Warehousing, Other Services	496,790		
Al Bonyan Co for Engineering and Contracting SARL	Construction, Other Services	1,078,245		
Al Madar	Other Services	795,612		
Al Moustafa for Trading and Contracting	Other Services	204,120		
Al Rawan for General Contracting & Trading SARL	Construction, Medical Supplies & Equipment, Water & Sanitation, Other Services	3,070,216		
All Transport Agency	Transport, Other Services	1,313,896		
American University of Beirut	Transport, Other Services	213,650		
Arab Printing Press SAL	Education Supplies, IT & Office Supplies, Printing	133,500		190,629
Arison	Water & Sanitation, Other Services	579,797		
Assiyana SAL	Other Services	100,415		
Boustany United Machineries Co SAL	IT & Office Supplies, Transport, Water & Sanitation, Other Services	372,848		
Bureau Technique pour le Developpement	Other Services	527,835		
Business Services Office SARL	Transport, Other Services	467,380		
Century Motor Company SAL	Transport	975,000		
Dar El Kotob SAL	IT & Office Supplies, Printing, Other Services	52,680	72,361	
Dawtec	Other Services	103,881		
Earth Link and Advanced Resources Development SAL	Other Services	204,975		
Engeneering, Design and Environmental Services SAL	Other Services	117,404		
Georges Hawa Est. for Agriculture	Agriculture, Medical Supplies & Equipment, Shelter/Field Equip., Water & Sanitation	190,269		
Establishment Nazih S Braidt for Engineering and Contracting	Other Services	353,888		
Fabco Trading Co SARL	Water & Sanitation			238,496
Fairco International SAL	Education Supplies, IT & Office Supplies, Other Goods	2,684,984		
Gabriel Abou Adal & Co SAL	Transport	1,582,500		
Gilar SARL	Education Supplies, IT & Office Supplies	1,347,256		
Grey Worldwide ME Network SARL	Other Services		159,303	
Haddad Enterprises	Clothing & Footwear, IT & Office Supplies, Warehousing	2,445		4,680,440
Hattab Bros Engineering Est	Other Services	3,077,983		
Infopro	Other Services	168,130		
Innovative Solutions International	Clothing & Footwear, Medical Supplies & Equipment, Water & Sanitation	631,394		
K Fleifel Industrial Co	Education Supplies, IT & Office Supplies, Other Goods	60,000	88,416	
Kaiser Consulting Group	Other Services		115,250	
Kredo SAL	Other Services	141,000		
Leeds International SAL	Water & Sanitation	430,530		
Medco	Fuel & Lubricants, Medical Supplies & Equipment	1,226,961		



Value (\$)				
Supplier	Commodities	Local	Country to country	International
Memac Ogilvy	Other Services	122,645	469,220	
Obeid for Pumps Est	Construction, Water & Sanitation, Other Services	796,272		
Somoplast	Water & Sanitation	340,648		
Starmanship and Associates SARL	Transport, Other Services	487,391		
STC Yaacoub and Ziad Chahine for Contracting and General Trading	Other Services	637,274		
Tetacom SAL	IT & Office Supplies, Medical Supplies & Equipment, Other Goods & Services	111,226		
Tracksparco Bachalany SARL	Transport	938,250		
Trad Engineering and Contracting Est	Other Services	1,698,362		
Unitech International	Medical Supplies & Equipment	220,410		
WET (Naji Corban Engineering Office)	Construction, Other Services	504,550		
Younes Bros SARL	Transport, Water & Sanitation, Other Goods	797,551		837,559
Zizette Group	Water & Sanitation	180,900	60,914	
<b>LESOTHO</b>				
MJK Consultants	Other Services		344,921	
<b>LIBERIA</b>				
ABRACO Car Rental	Transport, Other Services	237,235		
Alley Printing Press	Identific. & Signage, Printing	148,896		
APM Terminals Liberia Ltd	Other Services	181,592		
Business System Solutions Inc	IT & Office Supplies, Printing	353,718		
Cellcom Liberia	Communication Equip., IT & Office Supplies, Printing, Other Goods & Services	252,553		
Community Development Services	Construction	287,452		
Cusmos Construction Corp	Construction	136,726		
Development Communications Initiative	Other Services	1,074,977		
Efficient Logistics Services	Transport, Other Goods & Services	685,778		
EQUIP Liberia	Construction	655,109		
Evangelical Children Rehabilitation Program	Construction	546,970		
Exclusive Super Store	IT & Office Supplies, Medical Supplies & Equipment, Water & Sanitation	154,317		
Global Logistics Services Inc	Construction, Transport, Other Services	209,061		
Highway Construction & Maintenance	Construction	365,215		
IC Incorporated	Transport, Other Services	498,501		
Jeety Trading Corp	Agriculture, Bed nets/Insecticides, Clothing & Footwear, Education Supplies, Identific. & Signage, Shelter/Field Equip., Water & Sanitation, Other Goods & Services	245,542		
Jusmat Engineers (Lib) Ltd	Construction	278,554		
Kiazawe Construction	Construction, Education Supplies	148,245		
Liberia Care for Humanity	Construction	563,968		
Libtelco	Other Services	100,500		
Lion Stationery Store	Communication Equip., Education Supplies, IT & Office Supplies, Printing, Water & Sanitation, Other Goods	135,565		
M & Y Enterprise	Education Supplies, Identific. & Signage, Printing	224,174		
Mano Manufacturing Co	Pharmaceuticals, Water & Sanitation	534,428		
Masarco Auto Service	IT & Office Supplies, Transport	192,705		
Mawata Transport	Transport, Warehousing	142,000		
Ma-Zommo Construction Co	Construction	525,798		
Modern Refrigeration Corp	IT & Office Supplies, Nutrition, Water & Sanitation, Other Goods & Services	232,295		
National Printers	Education Supplies, Identific. & Signage, IT & Office Supplies, Printing, Other Goods	834,458		
Office Ideas	Communication Equip., Education Supplies, IT & Office Supplies, Medical Supplies & Equipment, Printing, Shelter/Field Equip., Other Goods	263,616		
Professional Artistic Group Inc	Other Services	199,765		

Value (\$)

Supplier	Commodities	Local	Country to country	International
Sachu Traders	Agriculture, Bed nets/Insecticides, Clothing & Footwear, Cold Chain Equipment, Communication Equip., Education Supplies, IT & Office Supplies, Medical Supplies & Equipment, Printing, Shelter/Field Equip., Staff Supplies, Warehousing, Water & Sanitation, Other Goods & Services	5,210,570		
Safeway Cargo Handling SVC Inc	Construction, Other Services	281,829		
Seatrans Shipping & Stevedoring Co	Transport, Warehousing, Other Goods & Services	1,320,509		
Security Expert Guard Agency of Liberia (SEGAL)	Other Services	211,739		
Sethi Brothers	Agriculture, Bed nets/Insecticides, Clothing & Footwear, IT & Office Supplies, Medical Supplies & Equipment, Printing, Shelter/Field Equip., Warehousing, Water & Sanitation	1,824,460		
Snellville Construction Services	Construction, Other Services	181,470		
Speedo Print (Lib) Inc	Printing, Other Services	347,985		
Subah-Belleh Associates (SBA)	Other Services	102,359		
Sustainable Urban & Rural Integrated Development Org. (SURIDO)	Construction	457,353		
Zaf Construction & Maintenance Service	Construction	189,022		
<b>LUXEMBOURG</b>				
Dometic SARL	Cold Chain Equipment, Transport, Other Services		210,810	46,521,867
Proman SA	Other Services		152,625	
<b>MADAGASCAR</b>				
Accord Madagasikara	Clothing & Footwear, Education Supplies, Identific. & Signage, Printing	119,825		
Atelier Des Techniciens	Construction, Other Services	258,081		
Bushproof	Construction, Water & Sanitation, Other Goods & Services	280,769		
China Geo-Engineering Corp	Other Services	885,875		
Classic Real Stones SARL	Construction, Other Services	521,233		
Cominor	Education Supplies, IT & Office Supplies, Warehousing, Water & Sanitation	147,119		
Ecoprim Etude Conception Production Impression	Education Supplies, Printing	241,970		
EGC Fanilo Probat	Construction	100,860		
EGC Jimmy	Construction	174,766		
EGC Nirina	Construction, Other Services	188,554		
Energie Technologie	Water & Sanitation, Other Services	209,036		
Entreprise 3F	IT & Office Supplies	142,268		
Entreprise D'Adduction D'Eau Razafy	Construction, Other Services	151,987		
Entreprise Generale De Construction	Construction	296,702		
Entreprise Generale Tanjona	Construction	214,384		
Entreprise Herimanana	Construction	211,431		
Entreprise Mamiratra	Construction	222,616		
Entreprise Rabekoto	Construction	171,673		
Mad Interim Services	Other Services	186,593		
Mega Print	Education Supplies, Printing	272,783		
Menuiserie D'Art	Education Supplies, IT & Office Supplies	166,460		
Mi Ti Consulting	Construction, Other Services	269,663		
Mi-Print	Education Supplies, Printing	112,657		
Mye	Communication Equip., Education Supplies, IT & Office Supplies, Printing, Other Services	536,600		
Société JB	Nutrition	1,096,460		4,739,177
Société Malgache De Transform	Water & Sanitation	240,579		
Société Razafintsalama Et Fils	Construction, Other Services	202,900		
Tan 2000 Construction	Construction	271,730		
Tectra SARL	Other Services	343,551		
Vitafoam	Shelter/Field Equip.	157,686		
<b>MALAWI</b>				
Airtel Malawi Ltd	IT & Office Supplies, Other Services	292,464		
Apex Rent a Car	Transport, Other Services	110,399		

					Value (\$)
Supplier	Commodities	Local	Country to country	International	
Aquabor International Ltd	Other Services	173,000			
Authentic Medical Supplies	Bed nets/Insecticides, Medical Supplies & Equipment, Water & Sanitation	362,021			
Capital Furniture Co Ltd	IT & Office Supplies	211,400			
Capital Printing Press	Printing	318,688			
China Gansu Engineering Corporation Ltd	Construction	251,600			
Design Printers	Printing	344,696			
EXP Momentum Ltd	Other Services	117,940			
Face to Face Marketing Ltd	Other Services	117,130			
Fattani Offset Printers	Pharmaceuticals, Printing, Other Services	354,740			
Form D Graphics	Construction	393,898			
Hardware Shopping Centre	Education Supplies, IT & Office Supplies, Water & Sanitation	132,198			
Hydro Water Well Ltd	Other Services	160,039			
Keiretsu Construction	Construction	263,992			
Kris Offset & Screen Printers Ltd	Printing	122,694			
M & G Industries	IT & Office Supplies, Medical Supplies & Equipment, Transport	414,877			
Mapanga Furniture Ltd	IT & Office Supplies, Shelter/Field Equip.	357,660			
Mass Media Centre Ltd	Other Services	100,349			
Mercantile International	Printing	206,659			
Mozagua Malawi Ltd	Construction	159,467			
Project Peanut Butter	Nutrition	935,631			
Saifro Ltd	Construction	177,080			
Salephera Consulting	Other Services	236,525			
SDV Malawi Ltd	Transport, Warehousing, Other Services	1,051,582			
SR Nicholas Ltd	Construction	1,311,706			
Total Malawi Ltd	Fuel & Lubricants, Other Services	229,895			
Toyota Malawi Ltd	Transport	697,650			
Valid Nutrition	Nutrition	1,409,218		163,088	
<b>MALAYSIA</b>					
Asian Support Direct Sdn Bhd	Other Services	939,906			
Fortitech Asia Pacific Sdn Bhd	Nutrition			484,554	
SG Global Support Services Sdn Bhd	Other Services		290,835		
SM Pharmaceuticals Sdn Bhd	Pharmaceuticals			1,585,140	
<b>MALI</b>					
Agence Mali Management	Other Services	247,483			
Chic Afrique	Construction	119,210			
Damco Logistics Mali SA	Transport, Other Services	131,237			
Djema Entreprise SARL	Education Supplies, IT & Office Supplies, Transport	107,306			
E/SE De Construction N'Tiobala	Construction	223,934			
Edim SA	Printing	114,231			
Entreprise Nouvelle De Construction SARL	Construction	206,963			
Entreprise Terist	Other Services	184,247			
Geotechnologie Service Pour Le Developpement	Construction, Other Services	492,509			
Imprim-Services	Printing	113,959			
Julie Pudlowski Consulting	Printing, Other Services	174,200	49,800		
Matrans	Transport, Other Services	105,092			
Sahel Construction	Construction	236,655			
SDV	Other Services	251,792			
Seeba Sahelienne De L'En. De L'Eau Et Du Bat.	Construction, Other Services	488,581			
SETRA	Construction	565,385			
Total Mali	Fuel & Lubricants	118,362			



Value (\$)

Supplier	Commodities	Local	Country to country	International
<b>MAURITANIA</b>				
Agence Zemour Voyage	Transport, Other Services	134,194		
Mauritano Suisse Securite	Other Services	460,376		
Socosaf TP SARL	Construction	101,852		
Star Oil Mauritania	Fuel & Lubricants	170,370		
<b>MEXICO</b>				
Ecco Servicios De Personal	Other Services	128,413		
Fundraisers Mexico SA De RL De CV	Other Services	101,260		
Infagon Web SA De CV	Other Services	277,003		
Jar Electronica Aplicada SA	Communication Equip., IT & Office Supplies, Other Goods		178,002	
Mercadeos Y Patrocinios SA De CV	Other Services	851,337		
RR Donnelley De Mexico	Other Services	142,561		
W Interactive Marketing SA DE CV	Other Services	162,733		
<b>MOZAMBIQUE</b>				
Afritool Pty Ltd	Communication Equip., IT & Office Supplies, Shelter/Field Equip., Transport, Water & Sanitation	244,349		
DataServ Lda	Communication Equip., IT & Office Supplies, Medical Supplies & Equipment	115,972		
KPMG Auditores e Consultores SA	Other Services	249,911		
Leima Impressoes Originais Lda	Printing	140,549		
Movicargo Lda	Transport	149,492		
Salomon Lda	Other Services		1,471,325	
Tvcabo Comunicações Multimédia Lda	Other Services	148,973		
We Consult	Other Services	131,134		
Xero Servicos Mocambique Lda	IT & Office Supplies, Printing	120,404		
<b>MYANMAR</b>				
Basin International Ltd	Clothing & Footwear, Communication Equip., Identific. & Signage, Printing, Staff Supplies, Transport, Warehousing, Water & Sanitation	680,301		
Best Colour Co Ltd	Printing	473,327		
Khin Myo Oo	Other Services	1,044,000		
Leo Exera Ltd	Other Services	322,314		
Mahar Swe Advertising Co Ltd	Printing	338,670		
Mega United Brothers Logistics Co Ltd	Transport, Other Services	244,053		
Mercury Offset Printing	Printing	989,340		
Mingalar General Trading Co-Op Ltd	Clothing & Footwear, Education Supplies, Identific. & Signage, IT & Office Supplies, Medical Supplies & Equipment, Warehousing, Water & Sanitation	122,549		
Moe Kaung Kin Offset	Printing	129,430		
Pann Taing Thit Co Ltd	Other Services	212,978		
The Worldwide Moving Services	Shelter/Field Equip., Transport, Other Services	186,334		
U Myat Aung Transport Co Ltd	Transport, Other Services	145,000		
Win Thin & Associates	Other Services	121,655		
<b>NEPAL</b>				
Ankhu Enterprises	Medical Supplies & Equipment	208,076		
Bagmati Plastic Industries Pvt Ltd	Nutrition, Water & Sanitation	110,954		
Captain Outdoors Pvt Ltd	Communication Equip., IT & Office Supplies, Printing, Other Services	253,816		
Creative Press Pvt Ltd	Printing	104,079		
Dhulikhel Bahu-uddesiya Co	Medical Supplies & Equipment	120,589		
Early Childhood Education Centre Pvt Ltd	Education Supplies	112,121		
Health Research and Social Development Forum	Other Services	489,564		
Him Trade Link	Water & Sanitation	564,425		
Himal Tents Pvt Ltd	Education Supplies, IT & Office Supplies, Shelter/Field Equip., Water & Sanitation	126,100		

					Value (\$)
Supplier	Commodities	Local	Country to country	International	
Jhankar Multiple Concern Pvt Ltd	Bed nets/Insecticides, Water & Sanitation	742,917			
Kathalaya Inc Pvt Ltd	Education Supplies, Printing	241,634			
Mamta Enterprises	Education Supplies	417,036			
Max Media Pvt Ltd	Printing, Other Services	316,912			
National Institute for Development and Research	Other Services	352,141			
National Institute Of Psychology	Education Supplies, Printing	719,960			
New Era Pvt Ltd	Other Services	922,374			
Novel International Pvt Ltd	IT & Office Supplies, Shelter/Field Equip.	111,395			
Poddar & Sons	Education Supplies, Printing	106,480			
Rakesh Enterprises	Education Supplies, IT & Office Supplies, Medical Supplies & Equipment	192,629			
Sky Nepal Pvt Ltd	Communication Equip., IT & Office Supplies	238,274			
Soorya Trade Concern	Water & Sanitation	118,201			
Technoplast Pvt Ltd	Water & Sanitation	147,431			
Tri-Shakti Traders	Education Supplies, IT & Office Supplies, Water & Sanitation	481,732			
Web Trading Concern	Medical Supplies & Equipment, Printing	211,456			
<b>NETHERLANDS (THE)</b>					
Abbvie Logistics BV	Pharmaceuticals				2,212,578
ACT for Performance	Other Services		172,900		
Antares Foundation	Other Services		159,426		
Bilthoven Biologicals BV	Vaccines/Biologicals				39,358,293
ETC Nederland Bv	Other Services		355,856		
Euromex	Medical Supplies & Equipment				103,343
IDA Foundation	Pharmaceuticals				3,883,994
Imres BV	Medical Supplies & Equipment, Nutrition		56,061		695,272
IRC International Water & Sanitation Centre	Other Services		199,708		
Merck Sharp & Dohme BV	Pharmaceuticals				357,599
Pk Trucks Holland	Transport				434,119
Royal Tropical Institute	Other Services		99,085		269,009
The Medical Export Group BV	Medical Supplies & Equipment, Nutrition		263,187		11,947,823
Van Vliet Trucks Holland BV	Transport				104,475
Wijnroemer Relief Goods BV	Clothing & Footwear, Medical Supplies & Equipment				146,808
<b>NIGER (THE)</b>					
BATHYR SARL	Other Services	583,633			
CAT Logistics	Transport, Other Services	103,635			
DEP FAST	Education Supplies, Printing, Transport	156,024			
EI Moctar Oumarou Taffa	Clothing & Footwear, Shelter/Field Equip., Water & Sanitation, Other Goods	182,557			
EMMB Niger Meubles	Education Supplies, Shelter/Field Equip.	111,120			
EMY International	Education Supplies, IT & Office Supplies, Shelter/Field Equip., Transport, Other Goods	130,481			
Entreprise Albarka	Construction	106,589			
Entreprise Bah	Construction, Other Services	162,181			
Entreprise I Kada	Other Services	144,593			
Entreprise Ibrahim Maman Di Malami	Construction	297,750			
Entreprise Mohamedine Abdoul Karim	Other Services	282,814			
Entreprise Sidi Amar Inalher	Construction, Other Services	290,137			
Entreprise Maïga Halidou Aboubacar	IT & Office Supplies, Nutrition, Transport, Other Services	115,014			
Entreprise Nassirou Sidou Elhadj Amadou	Transport, Other Services	132,430			
Esafor SARL	Other Services	221,198			
Gadnet Sécurité	Other Services	143,315			
Hamdallaye Transit International	Shelter/Field Equip.	130,733			
Imprimerie Albarka	Education Supplies, Printing	163,111			

Value (\$)

Supplier	Commodities	Local	Country to country	International
Kountoumi Commerce Générale	Transport, Other Services	157,700		
Ratco Transit	Transport, Other Services	126,858		
SNTC SA	Construction, Other Services	442,410		
Société Transformation Alimentaire	Nutrition	8,877,855		
SOGECI SARL	Construction, Other Services	230,482		
Total Niger	Fuel & Lubricants, Other Services	189,823		
Trago SARL	Other Services	117,136		
Unilever Niger SA	Medical Supplies & Equipment, Water & Sanitation	281,199		
<b>NIGERIA</b>				
Abeysteph Globalink Ltd	Education Supplies, Printing	429,191		
Airtel Networks Ltd	Communication Equip., Printing, Other Services	161,688		
Anamme Nigeria Enterprise	Other Services	238,900		
Bakems Nigeria Ltd	Education Supplies, Printing, Water & Sanitation	139,801		
De Lawmaco Company	Clothing & Footwear, IT & Office Supplies, Medical Supplies & Equipment, Shelter/Field Equip., Staff Supplies, Water & Sanitation, Other Goods	387,073		
EHealth Systems Africa	Other Services	401,500		35,883
Hammerhead Productions Ltd	Identific. & Signage, Printing	136,372		
Justice Valentine International Ltd	Water & Sanitation	254,940		
Kings Guards Nigeria Ltd	Other Services	111,176		
Letco Furnishing Industry Ltd	IT & Office Supplies	288,370		
Marvel Allied Sevice Ltd	Other Services	136,560		
Marvelous Mike Press Ltd	Education Supplies, Printing	1,758,287		
Mediaserve Prints Ltd	Printing	188,163		
N Danco Nigeria Ltd	Education Supplies, IT & Office Supplies	659,794		
Odufuwa Modern Design	Printing	185,421		
Pheman Peniel Consultants	Other Services	854,382		
PricewaterhouseCoopers	Transport, Other Services	14,956,302		
TLS Excel Resources Ltd	Education Supplies, Printing	367,653		
Topstep Nigeria Ltd	Other Services	107,546		
Transerve Disc Technologies Ltd	Printing	112,485		
University of Ibadan	Other Services	107,764		
Yaliam Press Ltd	Identific. & Signage, Printing	835,526		
<b>NORWAY</b>				
GC Rieber Compact A/S	Nutrition			1,486,338
Laerdal Medical A/S	Education Supplies, Medical Supplies & Equipment		19,875	517,611
Norway Registers Development A/S	Other Services		179,237	
Norwegian People Aid	Other Services		253,750	
OB Wiik A/S	Warehousing			140,910
<b>PAKISTAN</b>				
AAN Associates	Other Services	137,515	80,800	
Adaptive Technologies Pvt Ltd	IT & Office Supplies, Other Services	128,754		
Agility Logistics Pvt Ltd	Transport, Other Services	100,143		
Apex Consulting Pakistan	Other Services	216,352		
Buraq Surgical Corp	Medical Supplies & Equipment			441,231
Chip Training and Consulting	Other Services	12,286,184		
Colgate Palmolive (Pakistan) Ltd	Water & Sanitation	156,326		
Computer Data Solutions	IT & Office Supplies, Other Services	274,515		
Coral Trading & Contracting Co	Education Supplies, Staff Supplies, Water & Sanitation	314,387		
Ernst & Young Ford Rhodes	Other Services	157,936		
Eycon Pvt Ltd	Construction, Other Services	1,049,101		
Falcon Surgical Co Pvt Ltd	Medical Supplies & Equipment			308,520



Value (\$)

Supplier	Commodities	Local	Country to country	International
Foundation for Rural Development	Printing, Other Services	139,487		
Freelance Business International	Communication Equip., Education Supplies, Identific. & Signage, Medical Supplies & Equipment	646,522		
Get Fast International	Identific. & Signage	107,077		
Haris Enterprises Pvt Ltd	Other Services	377,157		
Insight Solutions	Other Services	1,187,003		
Instant Print System Pvt Ltd	Identific. & Signage, IT & Office Supplies, Printing, Other Services	104,247		
King Faisal Multi Sign Service	Identific. & Signage, Medical Supplies & Equipment	522,759		
M/S Akhuzada Fazal Jamil & Co	Construction	190,735		
M/S Construction Engineers Builders & Developers	Construction	139,196		
M/S Printage	Education Supplies	170,175		
MA International	Education Supplies, IT & Office Supplies	138,325		
Maryah Printers	Printing	119,639		
Micromerger Pvt Ltd	Other Services	1,021,726		
Midas Communications Pvt Ltd	Other Services	261,687		
Mojaz Foundation	Construction	413,115		
National Tent House	Education Supplies, Shelter/Field Equip., Water & Sanitation	424,097		
New Al-Fareed Stationers & Printers	Education Supplies	192,606		
New Khalil Printings	Identific. & Signage	100,014		
New Khosa Brothers Construction Builder Co	Construction	141,271		
Noble Enterprises	Medical Supplies & Equipment	136,899		
Paramount Tarpaulin Industries	Shelter/Field Equip., Water & Sanitation	359,745		
Qatar Charity	Construction, Other Services	550,056		
Quick Process	Printing, Other Services	281,561		
Sachal Construction Pvt Ltd	Construction	700,493		
Shaan International	IT & Office Supplies	150,132		
Shaco Enterprises	IT & Office Supplies, Medical Supplies & Equipment, Transport, Warehousing	296,403		
Shani Travels	Transport	103,527		
Super Soft Computers	Communication Equip., Education Supplies, IT & Office Supplies	183,158		
Tameer-E-Khalaq Foundation	Other Services	106,459		
The Aga Khan University Karachi	Other Services		103,959	
The Brand Partnership	Other Services	3,655,915		
TRAND Construction Co	Construction	124,815		
Umar Munshi Associates	Other Services		166,000	
Wackenhut Pakistan Pvt Ltd	Other Services	454,067		
Weitek Group	Other Services	104,367		
Zee Brothers Pvt Ltd	Construction	202,179		
Zia Masood Kiani & Co	Construction, Other Services	1,025,995		
<b>PANAMA</b>				
Gadan Panama SA	Communication Equip., IT & Office Supplies, Other Goods		201,072	
<b>PAPUA NEW GUINEA</b>				
IOD PARC Australasia Pty Ltd	Other Services	190,865		
<b>PERU</b>				
Advantage Consulting SAC	Other Services	178,716		
<b>PHILIPPINES (THE)</b>				
Adarna House Inc	Education Supplies, Printing	151,412		
Asian Institute of Journalism	Other Services	177,385		
Goetz Moving & Storage Inc	IT & Office Supplies, Shelter/Field Equip., Warehousing, Other Goods & Services	105,213		
International Technology Management Corporation	Other Services	196,298		
Isla Lipana & Co	Other Services	552,850		
Manila Consulting and Management	Other Services	181,061		

Value (\$)

Supplier	Commodities	Local	Country to country	International
McCann Worldgroup Philippines Inc	Other Services	124,308		
Multistyle Specialists Inc	Construction	267,946		
Nutrition Center of the Philippines	Other Services	193,899		
Philippine Postal Corp	Other Services	189,670		
Universal McCann	Other Services	216,896		
University of the Philippines Manila - Inst. of Child Health & Human Dev.	Other Services	132,037		
<b>POLAND</b>				
Warsaw Pharmaceutical Works Joint Stock	Pharmaceuticals			187,315
<b>PORTUGAL</b>				
CESO Internacional SA	Other Services		121,190	
<b>QATAR</b>				
Gulf Professional Clothing	Identific. & Signage			388,997
Qatari German Co for Medical Devices	Medical Supplies & Equipment			244,779
<b>REPUBLIC OF KOREA (THE)</b>				
Berna Biotech Korea Corp	Vaccines/Biologicals			79,650,179
Green Cross Corp	Vaccines/Biologicals			397,540
Green Cross Medical Science Corp	Medical Supplies & Equipment			140,000
LG Life Sciences Ltd	Vaccines/Biologicals			2,771,391
SD BioSensor Inc	Medical Supplies & Equipment			277,790
Standard Diagnostics Inc	Cold Chain Equipment, Medical Supplies & Equipment			4,182,779
<b>ROMANIA</b>				
Infomed Fluids SRL	Pharmaceuticals			820,693
SC Hippos Creative Studio SRL	Other Services	147,891		
SC Field Star SRL	Other Services	111,113		
<b>RUSSIAN FEDERATION (THE)</b>				
FSUE of Chumakov IPVE RAMS	Vaccines/Biologicals			15,700,734
<b>RWANDA</b>				
Active Social Architecture	Construction, Other Services	184,319		
Agespro Security	Other Services	131,186		
AZ Media Plus	Identific. & Signage, Printing	128,099		
Creative Communications	Printing, Other Services	160,642		
Printex Ltd	Printing	134,646		
Scanad Rwanda	Other Services	159,819		
<b>SENEGAL</b>				
Advise Consulting Technology	Other Services	182,151		
AGIMEX	Construction	206,920		
CFAO Technologies	Other Services	124,577	69,474	
CSTT Afrique De L'Ouest	Transport, Other Services	122,309		
EERI	Construction	252,675		
ERIB SARL	Construction	396,133		
EXP Momentum	Other Services	191,169		
Ibou Fall	Other Services	132,192		
Institut Pasteur De Dakar	Vaccines/Biologicals, Other Services	45,000		2,329,939
King Fahd Palace Hotel	Other Services	104,328		
SCI Maimouna	Other Services	113,393		
Simpa	Water & Sanitation	108,397		
SkyVision	Communication Equip., Other Services		135,543	
Utraplast SARL	Warehousing, Water & Sanitation	131,034		
<b>SERBIA</b>				
Auto Kuca Kompresor	Transport	136,005		

Value (\$)

Supplier	Commodities	Local	Country to country	International
Panter Doo Privredno Drustvo Za I Promet Roba I Usluga	Clothing & Footwear	100,200		
Sport Depot	Clothing & Footwear	126,849	7,203	
Stig Doo	Clothing & Footwear	175,496		
<b>SIERRA LEONE</b>				
Adnan & Adel Mullah & Sons Ltd	Transport	101,026		
AFCOM SL Ltd	Other Services	126,560		
Assil Trading & Construction	Construction	108,964		
Bemisal Enterprises & Construction	Clothing & Footwear, Education Supplies, Medical Supplies & Equipment, Printing, Warehousing, Water & Sanitation	493,641		
Bullom Construction & Gen. Services	Construction, Other Services	164,007		
CAP Construction & Gen. Enterprises	Construction	139,927		
Conflict Mngt & Dev Associates	Other Services	196,302		
Cosmeline Products Ltd	Warehousing, Water & Sanitation	727,983		
Emmans Transport & General Services	Transport, Warehousing, Other Services	1,481,200		
Freetown Terminal Ltd	Other Services	260,550		
Gbindi Construction Enterprises	Construction	322,637		
Hariss Construction & Engineering Services	Construction	398,963		
Health Research for Action (HERA)	Other Services		101,397	
Index Enterprises	Education Supplies, IT & Office Supplies, Medical Supplies & Equipment, Printing, Shelter/Field Equip.	451,719		
IPAM	Other Services	164,568		
Jaytee Enterprises	Printing	189,613		
JBS International Construction & Gen. Supplies	Construction	293,651		
JGOGS Investment	Transport, Other Services	728,045		
Kailondo Enterprise	Shelter/Field Equip., Water & Sanitation	173,354		
Kaitefa Construction & Gen. Services	Transport, Other Services	289,247		
KaMAZ Construction & Engineering Services Ltd	Construction	210,767		
Kan Construction Enterprises	Construction	182,844		
King Foam & Mattress Factory	Shelter/Field Equip.	208,885		
Kings Production Sierra Leone Ltd	Warehousing, Other Services	324,000		
Landmark Investment Company	Transport, Other Services	798,392		
Light Construction Enterprises	Construction	362,631		
M J & Sons	Construction	217,709		
Makama Construction & Gen. Supplies	Construction	104,666		
Matrix Business Solutions Ltd	Communication Equip., Other Services	115,832		
Milla Group (SL) Ltd	Shelter/Field Equip., Warehousing, Water & Sanitation	1,324,405		
Multilateral Construction and Gen. Services	Construction	182,513		
Musa Sharaffdeen & Sons	Clothing & Footwear, Education Supplies, IT & Office Supplies, Nutrition, Printing, Warehousing, Water & Sanitation	1,380,958		
NABS Tech	Education Supplies, IT & Office Supplies, Printing	798,876		
National Petroleum (SL) Ltd	Fuel & Lubricants	345,028		
New Platinum Enterprises	Construction	112,783		
Office Solutions	Printing, Water & Sanitation	110,709		
Pita Moray Enterprises	Construction	307,662		
Print Point Ltd	Printing	265,152		
Project Peanut Butter	Nutrition	130,054		
Salfaيدا Construction & Trading Enterprise	Construction	332,366		
Sarova Clearing & Forwarding Agency	Other Services	168,628		
Sayenu Log & Construction Co	Warehousing	138,462		
Sea & Land Services Ltd	Other Services	326,283		
Security Support Group Int	Other Services	587,178		
SIERRATEL	Other Services	150,667		



Value (\$)

Supplier	Commodities	Local	Country to country	International
T Choithram & Sons Ltd	Education Supplies, Nutrition, Water & Sanitation	208,728		
Ultimate Insight System Company Ltd	Construction	261,059		
Waindu Enterprises Ltd	Construction	919,022		
Yoni Commercial Enterprise	Clothing & Footwear, Education Supplies, Nutrition, Printing, Shelter/Field Equip., Water & Sanitation	344,145		
Excellent Government Printing Department	Printing	525,533		
<b>SINGAPORE</b>				
BE Vaccines Pte Ltd	Vaccines/Biologicals			111,118
Egentic Asia Pacific Pte Ltd	Other Services		100,000	
Fleischhacker LLP	Water & Sanitation		420,377	
Ingram Micro India Pvt Ltd	IT & Office Supplies		245,403	
Proactive Data Systems Pvt Ltd	Communication Equip., IT & Office Supplies		139,181	
Strides Pharma Global Pte Ltd	Pharmaceuticals			1,122,591
Toyota Tsusho Asia Pacific Pte Ltd	Transport		378,883	
<b>SLOVAKIA</b>				
PKP Bardejov SRO	Nutrition			1,378,539
<b>SLOVENIA</b>				
Slovenska Filantropija	Other Services		141,602	
<b>SOMALIA</b>				
Benadir University	Other Services	125,329		
Centre for Consultancy Research & Development Enterprise	Other Services	631,355		
Descon Engineers & Architects	Construction, Other Services	350,910		
Eagle Advertisement & Media Agency	Other Services	128,950		
Forcier Consulting	Other Services	299,880		
International Maritime Shipping Services	Clothing & Footwear, Transport, Warehousing, Other Services	210,565		
Physical Risk Solutions	Other Services	404,822		
Rainbow Security Company	Other Services	144,672		
Reality Media Ltd	Other Goods & Services	143,481	20,318	
Shaqodoon Organization	Other Services	129,000		
Somkan Trading Co Ltd	Transport	110,720		
<b>SOUTH AFRICA</b>				
Beyond Wireless Technology Pty Ltd	Cold Chain Equipment, Other Services		3,782	448,565
Control Chemicals Pty Ltd	Water & Sanitation		87,551	156,151
Diva Nutritional Products Pty Ltd	Nutrition			8,448,878
DSM Nutritional Products South Africa Pty Ltd	Nutrition			1,189,360
Economic Policy Research Institute	Other Services	40,849	1,665,359	220,712
Foundation for Professional Development	Other Services	311,295		
Lasec Export Pty Ltd	Medical Supplies & Equipment			220,820
Mothers2 Mothers	Other Services	122,371		
Muz Creations Pty Ltd T/A Omni Africa	IT & Office Supplies	92,923	11,943	
Praekelt Foundation	Other Services	101,250	415,660	120,045
Rooftop Video Productions CC	Other Services		155,821	90,724
Saubatech Pty Ltd	Medical Supplies & Equipment		926,677	
South African Medical Research	Other Services			198,030
Southern Hemisphere	Other Services	22,999	103,875	
The Ranger Production	Transport		181,271	
Toyota SA Motors Pty Ltd	Transport		140,117	
Under the Rainbow	Other Services		117,650	
University of Limpopo Trust	Other Services	150,505		
Wings Corporate Travel Pty Ltd	Other Services	126,203		

Value (\$)

Supplier	Commodities	Local	Country to country	International
<b>SOUTH SUDAN</b>				
Action Africa Help International	Other Services	872,848		
Aksons Investments Ltd	Construction	437,777		
Anisa Trading Co	Construction	507,217		
Aron International Hotel	Other Goods & Services	158,645		
Astroid Building Consultancy	Construction, Other Services	356,550		
Blue Flag General Trading	Warehousing, Water & Sanitation, Other Goods	183,165		
Bollore Africa Logistics	Other Services	150,364		
Canaction Enterprise Ltd	Construction, IT & Office Supplies, Transport, Warehousing, Water & Sanitation, Other Goods & Services	628,428		
Dalbit International Ltd	Fuel & Lubricants	315,495		
Desch Travellers & Car Hire	Transport	192,900		
DMS Africa	Construction, Transport, Water & Sanitation, Other Goods & Services	120,122		
East Africa Aquatech Drilling Ltd	Other Services	778,270		
Ezentus Co Ltd	Fuel & Lubricants, Transport, Water & Sanitation, Other Goods & Services	310,573		
Faruza General Trading Co	Other Services	358,800		
Fisehaye Efreem Construction & Trading	Construction	128,974		
Forcier Consulting Ltd	Other Services	221,721		
Freight In Time South Sudan Ltd	Other Services	177,419		
Gasco Ltd	Construction, Other Services	565,670		
Hydro Water Well (SS) Ltd	Other Services	662,037		
International Aid Services	Construction, Other Services	224,020		
Jambo Construction & Trading Ltd	Construction	2,701,579		
JIT Beverages Co	Bed nets/Insecticides, Clothing & Footwear, Education Supplies, IT & Office Supplies, Shelter/Field Equip., Transport, Water & Sanitation, Other Goods	133,829		
Jomboloko Construction & General Supply Ltd	Construction	516,745		
Juba Catering Services Ltd	Other Services	464,313		
Juba Grand Hotel Ltd	Other Services	168,096		
Juba Supplies & Maintenance Ltd	Water & Sanitation, Other Goods & Services	431,993		
Lalibela Construction & Logistics Co Ltd	Construction, Other Services	1,359,665		
Lalibela Res. Co Ltd	Water & Sanitation, Other Services	721,104		
Life for Construction Co Ltd	Construction	302,815		
Longaro South Sudan	Agriculture, Transport, Water & Sanitation	212,415		
Ma Maison Ltd	Communication Equip.	134,775		
MBF Construction Co Ltd	Construction	1,614,676		
Mentor Initiative	Other Services	399,208		
Nile Furniture & Office Supplies	Education Supplies, IT & Office Supplies, Transport	103,302		
Omaski Sai Infra Co Ltd	Water & Sanitation, Other Services	315,395		
Pan-China Construction Group (Juba)	Construction	1,043,255		
Pharos Architects	Construction, Other Services	348,911		
Quality Hotel	Other Services	137,368		
Rak Media Group	Identific. & Signage, Printing	144,135		
Redco Co Ltd	Construction, IT & Office Supplies, Shelter/Field Equip., Other Services	244,533		
Reliefline Africa Ltd	Clothing & Footwear, Shelter/Field Equip., Water & Sanitation, Other Goods	898,840		
Royal Park Investments Ltd	Communication Equip., Construction, IT & Office Supplies, Other Goods & Services	327,547		
Rural Water & Sanitation Support Agency	Other Services	269,857		
Solidarites International	Other Services	161,204		
Superior Enterprises	Construction, Water & Sanitation, Other Services	230,551		
TPO Uganda	Other Services	132,203		
Trojan Enterprises South Sudan Ltd	Construction, Fuel & Lubricants, Transport, Warehousing, Other Services	4,253,847		

Value (\$)

Supplier	Commodities	Local	Country to country	International
Universal Printers Co Ltd	Clothing & Footwear, Education Supplies, Identific. & Signage, IT & Office Supplies, Medical Supplies & Equipment, Printing, Other Goods	1,915,200		
Warehousing & Logistics Company Ltd	Warehousing, Other Services	290,900		
Warrior Security Services	Other Services	702,550		
World Food Programme	Other Services	116,102		
Yabsera Company Ltd	Other Services	266,895		
Zeregaber General Trading Ltd	Clothing & Footwear, Education Supplies, Identific. & Signage, IT & Office Supplies, Medical Supplies & Equipment, Printing, Shelter/Field Equip., Water & Sanitation, Other Goods	672,237		
<b>SPAIN</b>				
Barna Import Medica SA	Medical Supplies & Equipment, Water & Sanitation			994,253
Bombas Ideal SA	Water & Sanitation			286,218
Cartay Productos De Acogida SL	Water & Sanitation			1,369,927
Fundacion Dara Internacional	Other Services		215,320	
Jomipsa	Education Supplies, Water & Sanitation			1,405,976
Laboratorio Aldo-Union SA	Pharmaceuticals			1,238,982
Laboratorio Reig Jofre SA	Pharmaceuticals			407,308
Plásticos Vidal SL	Other Goods		188,990	
Promael Suministros Electricos SL	Other Goods		107,755	
<b>STATE OF PALESTINE</b>				
Al Assbah Co for Heavy Equipment & Truck	Transport	544,424		
Al Hallaq Co	Construction	409,303		
Al-Zaitoon Contracting Co	Construction	326,053		
Al-Abnia Al Haditha Co	Construction	345,437		
Arcomed Co Ltd	Medical Supplies & Equipment	119,447		
El Khaesie for Industry General Trading & Contracting Ltd	Construction	340,193		
Elessi Company	Education Supplies, IT & Office Supplies, Medical Supplies & Equipment	120,978		
Future Bridge Co	Construction	387,213		
Glamora Co	Construction	511,034		
Ineem Co & Library	Education Supplies, IT & Office Supplies, Medical Supplies & Equipment	107,319		
Intermed Pal	Medical Supplies & Equipment	179,285		
Jawad Kuhail Co Ltd	Construction	115,385		
Lemix Co Ltd	Medical Supplies & Equipment	224,525		
Masoud & Ali and Partners Contracting Co	Construction	335,522		
Modern Industrial Group	IT & Office Supplies, Medical Supplies & Equipment	207,887		
Nasser Eddin Trading Group NTG	Clothing & Footwear, Water & Sanitation	1,492,570		
Palcon Company	Construction	613,707		
Shannan Son's Company	Construction	443,727		
Sharq International Technology	Medical Supplies & Equipment	425,417		
Skills and Quality Construction Co	Construction	242,483		
Third Dimension Design & Printing	Printing	253,631		
<b>SUDAN (THE)</b>				
Abd Algabar Works	Construction	122,907		
Aro Printing Press & Gen. Commercia	Printing	116,914		
Asef Contracting	Construction	329,414		
Eva Ferdinand Mabu	Other Services	130,000		
Ezzadin Ibrahim Ahmed Enterprise	Construction	240,414		
Gabbani Computer Co	Communication Equip., IT & Office Supplies, Printing	128,238		
Golden Arrow Co Ltd	Transport	248,000		
Habiballa Contracting Works	Construction	116,658		
Hurria Printing Press	Education Supplies, IT & Office Supplies, Printing	155,046		
Jaguar for Trading & Investment Co Ltd	Construction, IT & Office Supplies, Other Services	137,764		

Value (\$)

Supplier	Commodities	Local	Country to country	International
Khogali and Shoush Int Trading & Services Co Ltd	Other Services	195,000		
M & S Abdalla	Other Services	121,000		
Moawia Elberier Chemical Companies	Water & Sanitation	114,974		
New Life Printing Press	Education Supplies, IT & Office Supplies, Printing	236,434		
Samil Industrial Co	Nutrition	2,884,983		1,061,992
Switch Engineering & Trading Co	IT & Office Supplies, Water & Sanitation, Other Services	361,229		
Tagoug Soap Factory	Water & Sanitation	158,202		
Tawfig Soap Factory	Water & Sanitation	102,000		
Techno Emergency Co Ltd	Shelter/Field Equip., Water & Sanitation	229,250		
Technology of Submersible Pumps	Water & Sanitation	112,770		
Tomak Engineering Co Ltd	Construction	664,623		
<b>SURINAME</b>				
IGSR Anton de Kom University of Suriname	Other Services		171,904	
<b>SWAZILAND</b>				
Family Health International	Other Services			248,346
<b>SWEDEN</b>				
BIAB International AB	Education Supplies, Identific. & Signage, IT & Office Supplies, Medical Supplies & Equipment, Printing		3,750	3,599,953
Hemocue AB	Medical Supplies & Equipment		8,463	538,690
Honeywell Safety Products Nordic AB	Medical Supplies & Equipment			225,394
Indevelop Sweden AB	Other Services		1,421,368	
LCS Promotion International AB	Water & Sanitation			157,231
Malmö University	Other Services		87,431	23,375
Sibir International AB	Cold Chain Equipment			825,000
Smurfit Kappa Lagamill AB	Medical Supplies & Equipment			2,243,905
<b>SWITZERLAND</b>				
Berlinger & Co AG	Cold Chain Equipment			1,397,255
Darest Informatic SA	IT & Office Supplies, Other Goods			107,959
Delta Medical Promotions AG	Pharmaceuticals			147,000
DSM Nutritional Products Europe Ltd	Nutrition			6,602,041
GroundWork LLC	Other Services		111,069	
Hochdorf Swiss Nutrition Ltd	Nutrition			1,730,976
Jetivia SA	Transport, Other Services			122,826
Kaz Europe SARL	Medical Supplies & Equipment			508,218
Medela AG	Medical Supplies & Equipment			1,003,150
Novartis Pharma Services AG	Pharmaceuticals			2,876,342
Open Systems AG	Other Services			909,228
Romande Energie Commerce SA	Other Services			121,739
AG	Other Services			115,166
Sustainable Outreach	Other Services			107,729
Swisscom SA	Communication Equip., Other Goods & Services			164,084
TOPNET SA	Other Services			163,805
Vestergaard Frandsen Group SA	Bed nets/Insecticides			26,016,168
Wincasa	Other Services			2,232,205
<b>SYRIAN ARAB REPUBLIC (THE)</b>				
Abdo Abdulraouf & Sons Co	IT & Office Supplies	145,253		
Accad	Clothing & Footwear, Medical Supplies & Equipment	768,972		
Ahel Alkher Charitable Association	Warehousing	155,666		
Ahmad & Fadi Saffaf Trading Co	Water & Sanitation	485,800		
Al Nour Co	Other Services	252,393		
Alamir Co for Food Products	Shelter/Field Equip.	439,961		



Value (\$)

Supplier	Commodities	Local	Country to country	International
Al-Birr Assoc. Char. and Soc. Ser. Org. in Kamishly	Clothing & Footwear	1,132,776		
Al-Naal Limited Liability Company	Clothing & Footwear, Education Supplies	5,317,625		
Alraed for Office Equipment	IT & Office Supplies, Printing	178,251		
Arab Contracting & Trading Company	Other Services	443,143		
Baalbaki for Industry and Trade LLC	Education Supplies, Water & Sanitation	6,080,203		
Bashar Talat Al Jabi	Education Supplies	208,397		
Center of International Trade	Bed nets/Insecticides	301,500		
Diya AL Deen Samir AL Kayyal	Printing	1,303,650		
Four Seasons Hotel Damascus	Other Services	264,042		
Future Technologies Co Ltd	Communication Equip., IT & Office Supplies, Other Goods & Services	441,944		
Gezairi Transport	Other Services	127,598		
Global Surveys LLC	Warehousing, Other Services	805,010		
Jairoudieh Engineering LLC	Construction, Other Services	364,066		
Kassem Ltd Co	Communication Equip., IT & Office Supplies	141,726		
Khaldoun Awad & Partner Company	Water & Sanitation	1,062,600		
Khaled Zeeb Al Jammal	Construction, Other Services	885,735		
Land Transport International	Transport	756,574		
Maher Mazhar Kahwaji	Clothing & Footwear, Education Supplies	1,893,582		
Majed & Mohamed Al-Zayed Co	Clothing & Footwear, Education Supplies, Shelter/Field Equip.	13,645,478		
Mhd Monir Chammah	Clothing & Footwear	655,257		
Mikano International Ltd	IT & Office Supplies, Water & Sanitation, Other Services	2,619,245		
Mohamad Hussain Obaidi	Printing	145,875		
Mohamad Jaafar Khattab	Other Services	2,935,778		
Mohammad Mahr Shani Dahhan	Other Services	193,269		
Moon House for Printing	Printing	248,349		
Mustafa Masri	Other Services	155,206		
Nader Hamida	Printing	732,032		
Omayya Llestismart Co	Clothing & Footwear, Identific. & Signage	659,600		
Saeed Elias Ossi	Water & Sanitation	325,000		
Said Jamil Said	Water & Sanitation	394,779		
Salhani Printing Est	Identific. & Signage, Printing	206,901		
Samer Khatib	Education Supplies	605,549		
Sara Company	Clothing & Footwear	1,062,530		
Sharekat Alm. Al Khadra Lhan Ali. Wa Alamara	Other Services	579,000		
Shareket Imasharea Llaleyat Ihandaseyeh IFaneyeh	Water & Sanitation	132,794		
Specialized Syrian Transportation Co	Transport, Other Services	801,528		
Sun-Valve	Water & Sanitation	103,282		
Tadreeb	Other Services	1,870,508		
Taghleeb Trading Co	Bed nets/Insecticides	1,646,527		
Talal Homsani Establishment for Trading	Shelter/Field Equip.	1,096,715		
<b>THAILAND</b>				
ABK Co Ltd	Bed nets/Insecticides		191,583	
Appco Ltd	Other Services	782,145		
IPG Advertising (Thailand) Ltd	Other Services	162,624		
Loxbit PA Public Co Ltd	IT & Office Supplies, Nutrition	109,046		
Mahidol University	Other Services	102,166		
OgilvyOne Worldwide Ltd	Other Services	151,404		
Pimolchai Suksakorn Co Ltd	Nutrition	4,036		442,400
Promotion of Appropriate Technology Co Ltd	Water & Sanitation			154,030
Quo Bangkok Co Ltd	Printing, Other Services	3,836	163,405	20,940
Royal Orchid Sheraton Hotel	Other Services	106,003		

					Value (\$)
Supplier	Commodities	Local	Country to country	International	
Sirivatana Interprint PLC	Printing		342,223		
Teledirect Telecommerce (Thailand) Ltd	Other Services	169,305			
Thammasat University (Faculty of Social Administration)	Other Services	173,466			
Thantawan Industry PLC	Education Supplies, Medical Supplies & Equipment			288,630	
VSV Asia Co Ltd	Water & Sanitation		385,315		
<b>TIMOR-LESTE</b>					
Ba Futura - For the Future	Other Services	167,924			
Child Frontiers Ltd	Other Services	301,025			
Sylvia Dili	Education Supplies, Printing, Warehousing	105,603			
<b>TOGO</b>					
Forages Technic EAU	Other Services	177,625			
Génie Batisseur ETS	Construction, Other Services	130,274			
<b>TURKEY</b>					
Areva Elektrik Ltd Sti	IT & Office Supplies	483,393			
Atapoltrans	Water & Sanitation	185,126	3,225,781		
Bilgi Egitim Teknolojileri Ltd	IT & Office Supplies, Transport	1,396,862			
Eks-Pa Bilgisayar Pazarlama Ve Tic.	IT & Office Supplies	407,468			
ERDAL Dericilik Teks Ltd Sti	Education Supplies	223,140	74,269		
KL Yapi Celik Imalat Ve Tic. AS	Shelter/Field Equip.	607,309			
Men Anorak Tekstil San Tic. Ltd Sti	Clothing & Footwear		450,200		
Mert Kirtasiye Ve Tic.Ltd Sti	Education Supplies, Transport	3,558,603	406,500		
Noble House Business PLC	Clothing & Footwear, Communication Equip., Printing	364,567	40,433		
Ricoh Turkiye Baski Cozumleri	IT & Office Supplies	904,339			
Senkardes	Clothing & Footwear, Water & Sanitation	464,343			
TNR PrefabrikYapi Marketi Ins. Taah. Otom. Tur. San. Tic. Ve Ltd. Sti.	Shelter/Field Equip.	577,965			
Tugba Canta San. Ve Tic. Ltd Sti	Education Supplies, Transport	252,231	1,543,160		
Yanki Travel Agency Ltd Sti	Printing, Transport, Other Services	1,128,872	88,148	74,226	
<b>UGANDA</b>					
AFRIpads (Uganda) Ltd	Water & Sanitation	11,642	105,000		
ChildFund International	Other Services	906,696			
Deloitte Uganda Ltd	Other Services	134,089			
Executive Events Ltd	IT & Office Supplies, Other Services	102,170			
Express Logistics Group Ltd	Transport	167,893			
Gulf Africa Ltd	Communication Equip., Education Supplies, IT & Office Supplies, Printing, Other Goods	140,062			
IBB International Ltd	Construction		535,521		
Innovation Africa Ltd	Construction	209,534			
KPMG	Other Services	113,600			
Kuehne & Nagel Inc	Transport, Other Services	203,499	4,313		
Maad Ltd	Other Services	531,271			
Makerere University School of Public Health	Other Services	247,875			
MPK Graphics Ltd	Clothing & Footwear, Identific. & Signage, Medical Supplies & Equipment, Printing, Warehousing, Other Goods	215,658			
MTN Uganda Ltd	IT & Office Supplies, Other Goods & Services	164,589			
Mukwano Industries Uganda Ltd	Shelter/Field Equip., Water & Sanitation	51,183	521,834		
New Vision Printing & Publishing	Identific. & Signage, Printing, Other Goods & Services	454,751			
Nile Fishing Co (NIFCO) Ltd	Transport, Other Services	217,687			
Ntake Bakery Company Ltd	Other Services	141,372			
Nyaruka	Other Services		250,900		
Regional Capacity Building Partners	Other Services	299,763			
Royal Techno Industries Ltd	Construction	232,625			

Value (\$)

Supplier	Commodities	Local	Country to country	International
Shell Uganda	Cold Chain Equipment, Fuel & Lubricants	401,246		
Threeways Distribution Ltd	Transport, Other Services	106,841	143,625	
Winsor Consult Ltd	Other Services	120,503		
World Point Group	Identific. & Signage, Medical Supplies & Equipment, Printing, Other Goods	173,166		
Yo! Uganda Ltd	Other Services	207,898		
<b>UKRAINE</b>				
Academy of Financial Management	Other Services	162,850		
Arena	Education Supplies, Water & Sanitation, Other Services	1,325,966		
Auly Chlorine Transfusion Station	Water & Sanitation	161,028		
Dynasty	Construction	341,061		
Ekol Logistics	Water & Sanitation	1,796,709		
Limited Liability Company Divicom	Construction	186,764		
Obnova Company	Education Supplies, IT & Office Supplies, Medical Supplies & Equipment, Printing, Water & Sanitation	272,212		
Paper Trade	Education Supplies, IT & Office Supplies, Water & Sanitation	775,044		
TOV Kompaniya Gamayun Ltd	Education Supplies, IT & Office Supplies, Shelter/Field Equip., Warehousing	442,781		
UISR After Olexander Yaremenko	Other Services	136,019		
Ukrainian Conference Service Center	Other Services	819,771		
<b>UNITED ARAB EMIRATES (THE)</b>				
Abu Dhabi Medical Devices Co LLC	Medical Supplies & Equipment			7,016,694
Adpower FZCO	Water & Sanitation		404,490	
Gulf Pharmaceutical Industries	Pharmaceuticals			432,302
NEFC FZE	Transport, Warehousing		315,638	
NRS International FZCO	Shelter/Field Equip., Warehousing			4,461,096
Oki General Trading LLC	Communication Equip., Shelter/Field Equip.		7,197	122,560
Rubaiya Zueaid Building Material	Printing, Water & Sanitation		164,105	
Ska International Group Ltd	Clothing & Footwear, Education Supplies, IT & Office Supplies, Transport, Water & Sanitation, Other Goods & Services		667,063	
Tana Netting FZ LLC	Bed nets/Insecticides			8,354,410
The Total Office Furniture LLC	IT & Office Supplies, Other Goods & Services		222,450	
World Food Programme (Dubai)	Other Services		119,815	
<b>UNITED KINGDOM OF GREAT BRITAIN AND NORTHERN IRELAND (THE)</b>				
Addfield Environmental Systems Ltd	Medical Supplies & Equipment		778,865	634,634
Aegis Engineering Ltd	Staff Supplies			253,903
Anthrologica Ltd	Other Services		6,094	680,551
Arco Ltd	Clothing & Footwear, Medical Supplies & Equipment			153,470
Armoured Project Vehicles Ltd	Transport			233,495
Avery Weigh-Tronix Ltd	Nutrition			501,882
BBC Media Action	Other Services		1,604,856	
Butyl Products Ltd	Water & Sanitation			526,657
Catalyst IT Europe Ltd	Other Services			281,100
CfBT Education Trust	Other Services		332,486	
Chartered Institute of Public Finance & Accountancy (CIPFA)	Other Services			320,914
Communications for Development Ltd	Other Services		185,070	58,380
Coram Children's Legal Centre Ltd	Other Services		1,521,374	
Cromwell Tools Ltd	Education Supplies, IT & Office Supplies, Shelter/Field Equip.		145,477	74,014
Development Horizons Ltd	Other Services		111,700	
Development Media Intl. Associates	Other Services		595,500	
Development Pathways Ltd	Other Services		319,416	
Dulas Ltd	Cold Chain Equipment			2,550,180
Durbin PLC	Medical Supplies & Equipment, Pharmaceuticals			845,693

					Value (\$)
Supplier	Commodities	Local	Country to country	International	
Evenproducts Ltd	Water & Sanitation				631,909
Fairey Industrial Ceramics Ltd	Water & Sanitation				676,800
Foster Refrigerator	Cold Chain Equipment				575,140
Guy's & St Thomas' NHS Foundation	Other Services				147,549
Hattersley Aladdin Ltd	Cold Chain Equipment				139,576
Hydrachem Ltd	Water & Sanitation				309,496
Impactready LLP	Other Services				141,000
Institute of Development Studies	Other Services		309,567		
International Education Partners	Other Services		527,006		
IOD PARC	Other Services		607,963		
Itad Ltd	Other Services				856,070
J&D Wilkie Ltd T/A Jack Ellis Body Protection	Staff Supplies				183,077
Jankel Armouring Ltd	Communication Equip., Staff Supplies, Transport, Warehousing, Water & Sanitation, Other Services		66,494		2,502,472
Lifeline Technologies Trading Ltd	Education Supplies				427,739
Liverpool School of Tropical Medicine	Other Services		896,275		
Mannion Daniels	Other Services		367,706		
Matter Solutions Ltd	Other Services				417,133
Mediatrain	Other Services				108,570
Medreich PLC	Pharmaceuticals				3,418,416
Mobile Integrated Solutions Ltd	Medical Supplies & Equipment				252,838
Mokoro Ltd	Other Services				182,354
Montrose International LLP	Other Services		867,037		
Moore Stephens LLP	Other Services		695,727		1,211,270
Morningside Pharmaceuticals Ltd	Medical Supplies & Equipment, Nutrition, Pharmaceuticals				4,881,190
NutritionWorks	Other Services		218,527		
Overseas Development Institute	Other Services		792,828		622,197
Oxford Policy Management Ltd	Other Services		1,880,166		
Palintest Ltd	Medical Supplies & Equipment, Water & Sanitation				762,353
Palladium International Ltd	Other Services		373,552		
Remonsys Ltd	Cold Chain Equipment				105,694
River Path Associates Ltd	Other Services				137,905
Sahan Research Ltd	Other Services		440,762		
Salesforce.com EMEA Ltd	Other Services				239,056
Save the Children Fund	Other Services		5,940,078		
Sollatek UK Ltd	Cold Chain Equipment				428,539
Strategic Agenda LLP	Other Services		49,238		352,173
The Crown Agents for Oversea Govts. & Admin. Ltd	Nutrition				284,700
The Economist Intelligence Unit	Other Services		257,280		43,584
The London School of Economics & Political Science	Other Services		60,194		336,597
The Northampton Centre for Learning Behaviour Ltd	Other Services		107,288		
Toyota Gibraltar Stockholdings Ltd	Communication Equip., IT & Office Supplies, Transport, Other Goods		365,774		17,536,098
True Energy Ltd	Cold Chain Equipment				4,694,608
University of Oxford	Other Services				313,529
University of York	Other Services		111,627		46,040
Valid Evaluations Ltd	Other Services				335,066
Vine Management Consulting	Other Services				467,971
Willis Ltd	Other Services				3,424,379
WSUP Advisory CIC	Other Services		119,321		
<b>UNITED REPUBLIC OF TANZANIA (THE)</b>					
Dar es Salaam University College of Education	Other Services		264,099		



Value (\$)

Supplier	Commodities	Local	Country to country	International
Jamana Printers Ltd	Education Supplies, Printing, Transport, Other Goods & Services	458,115	2,066,822	
Julie Pudlowski Consulting	Printing		139,380	
Khangarue Media Ltd	Printing, Other Goods & Services	288,032		
Ledger Plaza Bahari Beach	Other Services	105,822		
Net Health Ltd	Bed nets/Insecticides			2,175,375
Population Services International	Water & Sanitation	164,818		
PricewaterhouseCoopers	Other Services	115,547		
Repoa Ltd	Other Services	205,650		
Seifi School Centre	Clothing & Footwear, Communication Equip., Education Supplies, IT & Office Supplies, Medical Supplies & Equipment, Nutrition, Pharmaceuticals, Shelter/Field Equip., Transport, Water & Sanitation, Other Goods	117,611		
Tanzania Printing Services	Education Supplies, Printing	211,275		
True Vision Production (T) Ltd	Other Services	187,355		
<b>UNITED STATES OF AMERICA (THE)</b>				
Accenture LLP	Other Services			1,256,275
Access Bio Inc	Medical Supplies & Equipment			1,276,558
Accounting Principals	Other Services			380,390
ActiveStandards Inc	Other Services			169,043
American Institutes for Research	Other Services		2,336,223	
Anastasia Warpinski LLC	Other Services			119,616
AT&T Corporation	Other Services			175,740
Atlantic Business Products	Other Services			207,325
Atlantic Business Systems Inc	IT & Office Supplies, Other Goods		103,155	2,668,967
AYALA Consulting Corporation	Other Services		654,140	
Blue State Digital Inc	Other Services			433,000
Books Of Hope LLC	Printing		276,750	
Boston Consulting Group Inc	Other Services			497,897
Brigham & Women's Hospital	Other Services			687,622
BT Americas Inc	Other Services			290,000
Cactus Consulting Group LLC	Other Services			168,200
Cardinal Scale Manufacturing Co	Nutrition			103,780
Chembio Diagnostics Systems Inc	Medical Supplies & Equipment			183,485
Cisco Systems Inc	Communication Equip., IT & Office Supplies			329,120
Citrix Systems Inc	IT & Office Supplies			149,080
Cloudred	Other Services			250,576
Collins Building Services Inc	Other Services			255,899
Community Systems Foundation	Other Services		148,530	946,923
Compunnel Software Group Inc	Other Services			694,020
Data and Society Research Institute	Other Services		372,845	
Deloitte & Touche LLP	Other Services			128,720
Desert Research Institute	Other Services		149,774	
DialogueDirect Inc	Other Services		508,105	
Drexel University	Other Services		175,956	207,761
Edesia	Nutrition			4,500,622
Elastec Inc	Medical Supplies & Equipment			387,966
Emerging Markets Communications LLC	Communication Equip., IT & Office Supplies, Other Services		435,217	585,466
Emerson College	Other Services		121,431	
Extra Packaging LLC	Medical Supplies & Equipment			141,449
Family Health International	Other Services		847,826	135,015
Fitch Consulting LLC	Other Services		53,353	337,694
Forrest Solutions	Warehousing, Other Services			864,616

					Value (\$)
Supplier	Commodities	Local	Country to country	International	
Foundation for Learning Equality	Other Services				244,200
Fourth Technologies Inc	Other Services				105,840
Gimmel LLC	IT & Office Supplies, Other Services				1,065,056
Global Employment Solutions	Other Services				238,685
Graphics Service Bureau Inc	Printing, Other Services				497,373
Harvard Business Publishing	Other Services				230,930
Hewlett Packard	IT & Office Supplies, Other Services				1,826,514
ICF Macro Inc	Other Services				280,562
Inform. Man. & Mine Action Progs. Inc	Other Services		362,869		
Infosys Public Services Inc	Other Services				525,585
Innovaptive Inc	Other Services				132,634
International Business Machines	IT & Office Supplies				471,763
International Food Policy Research Institute	Other Services		388,894		
International Initiative for Impact Evaluation	Other Services		1,134,874		
International Solutions Group	Other Services		121,768		
International Youth Foundaton	Other Services		380,333		
Ipsos Public Affairs LLC	Other Services				154,435
ISR Info Way Inc	Other Services				164,080
Johns Hopkins University	Other Services		255,932		195,966
Lee Hecht Harrison LLC	Other Services				806,058
M Cooper Associates Inc	Other Services				117,698
Maestral International LLC	Other Services		463,889		
Maganti IT Resources LLC	Other Services				154,875
Mana Nutritive Aid Products Inc	Nutrition				9,584,482
Management & Development Consulting Inc	Other Services		539,166		122,032
Management Sciences For Health	Other Services				295,000
Manhattan Information Systems Inc	Communication Equip., IT & Office Supplies, Other Goods				387,234
Manitou Inc	Other Services		129,215		
Matternet Inc	Other Services		166,750		
McCann Global Health	Other Services				1,274,420
Merck & Co Inc	Vaccines/Biologicals				36,970,382
Microsoft Corporation	IT & Office Supplies				3,319,913
Nollywood Workshops	Other Services		191,550		
Nyaruka	Other Services		755,037		352,450
Ohio University	Other Services		108,366		348,466
Omega World Travel	Other Services				397,057
Oracle America Inc	IT & Office Supplies				318,198
Orasure Technologies Inc	Medical Supplies & Equipment				102,000
PATH	Other Services				269,122
PCI Media Impact	Other Services		72,716		235,994
Pfizer Inc	Vaccines/Biologicals				361,105,225
Planson International Corp	Communication Equip., IT & Office Supplies, Other Goods		179,122		5,064,093
Population Media Center Inc	Other Services		700,000		
Procter & Gamble Co	Water & Sanitation				705,511
Prographics Inc	Printing, Other Services				136,720
Purpose Campaigns LLC	Other Services				143,000
Quoin Inc	Other Services				384,500
Rain Barrel Communication LLC	Other Services		72,288		108,076
Retractable Technologies Inc	Medical Supplies & Equipment				4,574,336
RJL Resources Inc	Other Services				412,938
Robert Half International Inc	Other Services				426,137

					Value (\$)
Supplier	Commodities	Local	Country to country	International	
Salvage Communications LLC	Other Services			142,587	
SAP America Inc	IT & Office Supplies			2,068,211	
Scantek Infomanagement Solutions	Other Services			214,780	
Seed Scientific	Other Services			290,394	
SHI International Corp	IT & Office Supplies, Other Goods			210,944	
Softerware Inc	Other Services		111,258		
Speak Up Africa	Other Services			200,000	
Stratman LLC	Other Services		416,135	54,998	
Sundanzler Refrigeration Inc	Cold Chain Equipment			3,251,075	
Sungard Availability Services LP	Communication Equip., IT & Office Supplies, Other Services			1,815,197	
Sword Group	Other Services			1,955,538	
Symantec Corp	IT & Office Supplies			200,246	
Tabatchnick Fine Foods Inc	Nutrition			3,817,481	
The Bassiouni Group	Other Services		269,972		
The Coaches Training Institute	Other Services			1,039,125	
The George Washington University	Other Services		62,834	82,039	
The Gorkana Group	Other Services			264,100	
The University of North Carolina at Chapel Hill	Other Services		459,582	324,988	
Thoughtworks Inc	Other Services		147,912	1,190,380	
Time Equities Inc	Other Services			874,546	
Tulane University	Nutrition, Other Services		1,677,158		
United Nations Development Corporation	Other Services			2,310,368	
University of North Carolina	Other Services		311,279		
University of Pennsylvania	Other Services		100,303	262,425	
Vision for Development	Other Services		128,978		
VIVA Entertainment LLC	Other Services			104,555	
Wisconsin Aluminum Foundry Co Inc	Medical Supplies & Equipment			1,023,402	
<b>URUGUAY</b>					
Casa Tres Srl	Other Services	144,923			
Teomac SA	Other Services	329,923			
Tiempost Uruguay SA	Other Services	126,226			
Work Office SA	Other Services	132,453			
<b>UZBEKISTAN</b>					
Jurabek Print Ltd	Printing	239,801			
Megamax Travel LLC	Other Services	205,376			
Mercury Service Events and Travel	Other Services	417,141			
Mustahkam Fayz Savdo LLC	Communication Equip., IT & Office Supplies, Printing, Water & Sanitation	175,153			
Ooo Bm Anklaff	Other Services	103,017			
<b>VANUATU</b>					
Kaleva Yachting Service Ltd	Other Services		201,017		
Kilson Home Construction	Construction		167,668		
Supercool Villa Ltd	Other Services		194,879		
<b>VENEZUELA (BOLIVARIAN REPUBLIC OF)</b>					
Asociación Otro Futuro	Other Services	120,186			
<b>VIET NAM</b>					
Công Ty Co Phan Kartenex	Transport	121,809			
<b>YEMEN</b>					
Al Hadi For Transportation	Fuel & Lubricants, Water & Sanitation	1,181,860			
Al-Adel for General Trading	Education Supplies, Medical Supplies & Equipment, Nutrition, Transport, Water & Sanitation	1,835,807			
Al-Athwari Contracting Center	Construction, Other Services	614,970			

Value (\$)

Supplier	Commodities	Local	Country to country	International
Al-Awadhi Furniture & General Service	Education Supplies, Nutrition, Water & Sanitation	1,628,804		
Bilal Al-Hubaishi for Trading & Agencies	Education Supplies, Water & Sanitation	522,128		
Delta Tech	Communication Equip.	186,150		
Digital Technology	IT & Office Supplies	144,164		
Eco Systems	Water & Sanitation	825,650		
Masters for Health & Safety Service	Clothing & Footwear, Other Services	211,622		
Middle East Printing Press & CTP	Education Supplies, Printing	106,264		
Prodigy Systems	Other Services	397,236		
Right Media for Trading	Printing	105,632		
Silver Filters Co	Water & Sanitation	256,042		
Transoceanic Projects	Warehousing	134,621		
World Food Programme	Fuel & Lubricants, Other Goods	405,669		
<b>ZAMBIA</b>				
Akros Research	Other Services	3,878,046		
BHBW Zambia Ltd	Printing, Transport	316,903		
Buffalo Bicycles Zambia Ltd	Transport	170,390		
DDB Iris Zambia Ltd	Other Services	225,984		
Handyman's Paradise	Communication Equip., Printing, Transport, Warehousing	260,889		
KPMG Zambia Ltd	Other Services	127,258		
New Horizon Printing Press	Identific. & Signage, Printing	355,811		
Palm Associates Ltd	Other Services	229,933		
PKF Zambia	Other Services	144,777		
Plan Net Jobbing Ltd	Clothing & Footwear, Identific. & Signage, Printing	100,844		
Premier Electrical And Building Contractor Ltd	Construction	167,209		
Proprint Ltd	Printing	212,568		
Southern African Institute For Policy And Research	Other Services	138,786		
Zambezi Drilling & Exploration Ltd	Other Services	107,090		
<b>ZIMBABWE</b>				
Blue Gold Drilling	Other Services	1,095,504		
China JX International Engineering	Construction	649,901		
Chisipite Drilling	Construction	721,915		
Crown Agents Zimbabwe	Other Services	24,073,611		
Daeta International Trading Cc	Communication Equip., IT & Office Supplies, Printing	214,860		
DDNS Security Operations Pvt Ltd	Other Services	6,066,042		
Deloitte Advisory Services Pvt Ltd	Other Services	212,028		
Grant Thornton	Other Services	198,622		
Impact Research International	Other Services	196,233		
Kingsport Investments Pvt Ltd	Clothing & Footwear, Printing	244,299		
Lacho Investments	Warehousing, Other Services	174,973		
Mega Pak Zimbabwe Pvt Ltd	Water & Sanitation	104,250		
National Printing & Packaging	Printing	193,744		
Owami Resources t/a Aqua Technologies	Other Services	332,769		
V & W Engineering	Agriculture, Water & Sanitation	447,187		



## Annex 3a

Destination countries/areas for UNICEF procured commodities, aggregating local, country to country and international procurement

Country/area	Value (\$)
Afghanistan	76,920,476
Albania	2,511,591
Algeria	574,660
Angola	16,956,878
Argentina	1,090,204
Armenia	3,066,438
Azerbaijan	4,128,078
Bangladesh	108,578,856
Barbados	95,632
Belarus	686,111
Belgium (HQ Location)	152,179
Belize	73,387
Benin	13,913,364
Bhutan	635,769
Bolivia (Plurinational State of)	7,123,003
Bosnia and Herzegovina	1,639,404
Botswana	163,662
Brazil	445,405
Bulgaria	50,525
Burkina Faso	39,110,052
Burundi	22,805,168
Cabo Verde	465,944
Cambodia	16,766,146
Cameroon	39,859,949
Central African Republic (the)	13,846,796
Chad	23,142,908
Chile	303,216
China	1,620,771
Colombia	89,159
Comoros (the)	1,234,262
Congo (the)	5,183,875
Costa Rica	48,798
Côte d'Ivoire	33,975,562
Croatia	482,617
Cuba	3,168,205
Democratic People's Republic of Korea (the)	23,556,551
Democratic Republic of the Congo (the)	168,288,363
Denmark (HQ Location)	1,582,455
Djibouti	2,075,715
Dominican Republic (the)	160,480
Ecuador	99,562
Egypt	44,596,440
El Salvador	756,620
Equatorial Guinea	1,261,879
Eritrea	3,725,733
Ethiopia	188,702,481

Country/area	Value (\$)
Fiji	1,713,373
Gabon	924,328
Gambia (the)	5,284,028
Georgia	1,942,763
Ghana	34,055,961
Guatemala	402,633
Guinea	28,483,712
Guinea-Bissau	5,472,679
Guyana	283,119
Haiti	3,714,801
Honduras	2,986,666
Hungary (HQ Location)	590,599
India	121,590,452
Indonesia	579,985
Iran (Islamic Republic of)	3,714,285
Iraq	38,034,066
Italy (HQ Location)	57,242
Jamaica	50,312
Japan (HQ Location)	2,738
Jordan	11,607,571
Kazakhstan	334,297
Kenya	68,620,598
Kiribati	283,245
Kosovo	282,776
Kyrgyzstan	9,223,682
Lao People's Democratic Republic (the)	6,737,077
Lebanon	34,241,807
Lesotho	728,126
Liberia	30,077,160
Libya	15,285
Madagascar	34,831,886
Malawi	42,461,554
Malaysia	85,883
Maldives	136,670
Mali	41,238,849
Mauritania	7,083,036
Mexico	93,440
Micronesia (Federated States of)	12,512
Mongolia	2,424,322
Montenegro	47,413
Morocco	7,127,814
Mozambique	38,033,670
Myanmar	26,904,904
Namibia	349,058
Nepal	52,734,338
Nicaragua	3,148,102

Country/area	Value (\$)	Country/area	Value (\$)
Niger (the)	63,126,711	United States of America (the) (HQ Location)	11,197,753
Nigeria	230,450,246	Uruguay	120,237
Oman (Area Office Location)	49,804	Uzbekistan	22,036,866
Pakistan	172,320,057	Vanuatu	1,817,832
Palau	21,679	Venezuela (Bolivarian Republic of)	162,333
Panama	156,122	Viet Nam	15,520,236
Papua New Guinea	12,898,456	Yemen	45,960,377
Paraguay	28,047	Zambia	31,851,282
Peru	12,953,635	Zimbabwe	41,186,532
Philippines (the)	30,346,168		
Republic of Moldova (the)	1,159,740		
Romania	129,155		
Rwanda	17,846,442		
Saint Lucia	5,294		
Samoa	5,127		
Sao Tome and Principe	795,021		
Saudi Arabia	52,579		
Senegal	27,561,281		
Serbia	839,455		
Seychelles	34,899		
Sierra Leone	34,538,806		
Solomon Islands	744,185		
Somalia	31,079,784		
South Africa	700,017		
South Sudan	38,877,991		
Sri Lanka	986,962		
State of Palestine	12,173,810		
Sudan (the)	84,030,453		
Suriname	15,046		
Swaziland	349,051		
Switzerland (HQ Location)	722,283		
Syrian Arab Republic (the)	63,317,908		
Tajikistan	6,164,731		
Thailand	795,386		
The former Yugoslav Republic of Macedonia	687,665		
Timor-Leste	1,632,534		
Togo	8,582,212		
Trinidad and Tobago	4,215		
Tunisia	241,867		
Turkey	10,191,438		
Turkmenistan	4,414,605		
Tuvalu	2,983		
Uganda	61,587,387		
Ukraine	12,495,598		
United Arab Emirates (the) (Area Office Location)	9,826		
United Republic of Tanzania (the)	55,755,533		

## Annex 3b

UNICEF countries/areas where services were used, aggregating local, country to country and international procurement

Country/area	Value (\$)
Afghanistan	16,612,900
Albania	366,589
Algeria	832,192
Angola	2,774,578
Argentina	8,541,823
Armenia	441,896
Azerbaijan	506,175
Bangladesh	5,172,612
Barbados	299,181
Belarus	137,940
Belgium (HQ Location)	380
Belize	167,193
Benin	1,274,581
Bhutan	497,623
Bolivia (Plurinational State of)	1,286,084
Bosnia and Herzegovina	457,399
Botswana	181,764
Brazil	6,105,711
Bulgaria	234,766
Burkina Faso	6,126,316
Burundi	2,502,763
Cabo Verde	46,178
Cambodia	2,092,664
Cameroon	5,318,508
Central African Republic (the)	4,169,915
Chad	30,086,543
Chile	1,310,598
China	3,294,506
Colombia	3,661,466
Comoros (the)	1,808,276
Congo (the)	1,161,040
Cook Islands	719
Costa Rica	362,261
Côte d'Ivoire	6,132,016
Croatia	259,609
Cuba	327,499
Democratic People's Republic of Korea (the)	1,094,191
Democratic Republic of the Congo (the)	35,993,546
Denmark (HQ Location)	49,929,531
Djibouti	504,550
Dominican Republic (the)	121,581
Ecuador	1,107,341
Egypt	2,219,890
El Salvador	188,473
Equatorial Guinea	270,634
Eritrea	1,363,278

Country/area	Value (\$)
Ethiopia	23,152,412
Fiji	2,648,863
Gabon	292,140
Gambia (the)	567,734
Georgia	486,988
Ghana	6,055,781
Guatemala	698,539
Guinea	11,727,471
Guinea-Bissau	4,909,651
Guyana	425,734
Haiti	2,724,291
Honduras	350,956
India	43,587,825
Indonesia	2,597,986
Iran (Islamic Republic of)	462,391
Iraq	29,289,123
Italy (HQ Location)	516
Jamaica	132,494
Jordan	13,042,890
Kazakhstan	686,973
Kenya	9,948,529
Kiribati	104,010
Kosovo	498,183
Kyrgyzstan	1,792,933
Lao People's Democratic Republic (the)	923,700
Lebanon	18,654,151
Lesotho	940,262
Liberia	13,977,861
Libya	37,333
Madagascar	8,088,902
Malawi	11,871,057
Malaysia	1,905,743
Maldives	24,820
Mali	6,686,837
Mauritania	1,844,787
Mexico	3,777,567
Micronesia (Federated States of)	8,447
Mongolia	647,203
Montenegro	117,499
Morocco	473,839
Mozambique	2,186,797
Myanmar	5,938,821
Namibia	350,053
Nepal	11,201,103
Nicaragua	145,228
Niger (the)	9,611,213

Country/area	Value (\$)	Country/area	Value (\$)
Nigeria	27,618,769	Viet Nam	787,806
Oman (Area Office Location)	483,395	Yemen	5,646,714
Pakistan	30,587,890	Zambia	9,686,749
Palau	3,144	Zimbabwe	37,911,898
Panama	767,436		
Papua New Guinea	1,286,768		
Paraguay	190,332		
Peru	1,437,162		
Philippines (the)	6,544,129		
Republic of Moldova	257,864		
Romania	836,950		
Rwanda	3,335,913		
Samoa	1,544		
Sao Tome and Principe	124,667		
Saudi Arabia	57,183		
Senegal	5,124,304		
Serbia	339,189		
Seychelles	3,580		
Sierra Leone	15,570,318		
Solomon Islands	89,980		
Somalia	10,954,784		
South Africa	1,644,406		
South Sudan	39,955,137		
Sri Lanka	428,470		
State of Palestine	5,112,407		
Sudan (the)	5,066,644		
Swaziland	211,974		
Switzerland (HQ Location)	3,066,956		
Syrian Arab Republic (the)	14,274,478		
Tajikistan	988,724		
Thailand	3,835,075		
The former Yugoslav Republic of Macedonia	362,540		
Timor-Leste	1,309,940		
Togo	1,962,668		
Tunisia	174,845		
Turkey	1,759,136		
Turkmenistan	520,330		
Tuvalu	156		
Uganda	8,186,984		
Ukraine	2,813,908		
United Republic of Tanzania (the)	4,427,230		
United States of America (the) (HQ Location)	3,769,434		
Uruguay	1,265,310		
Uzbekistan	1,667,288		
Vanuatu	304,465		
Venezuela (Bolivarian Republic of)	383,602		



## Annex 4

Number of companies invited to bid by Supply Division and the number of responses received by country/area

Country/area	Number of Invitees	Number of Responses
Argentina	2	0
Australia	10	6
Austria	10	7
Bangladesh	7	1
Belgium	33	23
Benin	1	0
Botswana	1	0
Brazil	5	1
Bulgaria	2	0
Burkina Faso	1	0
Canada	8	4
China	125	74
Congo (the)	1	0
Côte d'Ivoire	3	0
Croatia	1	0
Cuba	3	0
Cyprus	19	12
Czech Republic (the)	4	2
Denmark	177	103
Egypt	1	0
Finland	15	8
France	74	47
Germany	125	71
Ghana	4	3
Greece	8	7
Guinea	1	0
Guinea-Bissau	1	0
Hungary	6	4
India	218	138
Indonesia	9	5
Iran (Islamic Republic of)	3	0
Ireland	5	1
Israel	11	4
Italy	84	55
Japan	21	12
Jordan	1	1
Kenya	28	19
Lebanon	10	9
Luxembourg	4	4
Madagascar	1	0
Malawi	1	1
Malaysia	8	6
Mali	1	0
Malta	1	0
Mexico	6	0

Country/area	Number of Invitees	Number of Responses
Monaco	1	0
Netherlands (the)	101	59
New Zealand	1	1
Nigeria	5	3
Norway	16	8
Oman	7	3
Pakistan	10	3
Poland	10	8
Portugal	8	6
Qatar	2	2
Romania	1	1
Russian Federation (the)	3	0
Saudi Arabia	1	1
Senegal	3	0
Serbia	2	1
Seychelles	9	9
Sierra Leone	1	1
Slovakia	1	0
South Africa	28	11
Republic of Korea (the)	14	6
Spain	33	21
Sweden	24	14
Switzerland	16	9
United Republic of Tanzania (the)	3	2
Thailand	14	7
Tunisia	1	1
Turkey	18	8
United Arab Emirates (the)	36	26
Uganda	7	3
Ukraine	1	1
United Kingdom of Great Britain and Northern Ireland (the)	199	126
Uruguay	1	1
United States of America (the)	100	46
Viet Nam	3	1
Zimbabwe	1	0

▼ **The former Yugoslav Republic of Macedonia:** Three children look out of the window of a train at a refugee reception centre in Gevgelija. The train carried refugees primarily from Syria, Afghanistan and Iraq to the Serbian border



Photo credits

Front cover: © UNICEF/UNI199157/Panday | Front inside cover: © UNICEF/UNI181864/Sokhin | Pg 3: © UNICEF/UNI139088/Markisz; © UNICEF/UN04258/Estey; © UNICEF/UNI196298/Georgiev; © UNICEF/UNI193750/Esiebo; © UNICEF/UNI178530/van de Merwe | Pg 5: © UNICEF/UNI181915/Zaidi | Pg 7: © UNICEF/UN03308/Ose | Pg 8: © UNICEF/UN08037/Le Du | Pg 10: © UNICEF/UNI182033/Rich | Pg 13: © UNICEF/UNI186631/Seck | Pg 14: © UNICEF/UNI193669/Esiebo | Pg 18: © UNICEF/Ukraine/2015/Samoilova | Pg 20: © UNICEF/UNI187828/Panday | Pg 21: © UNICEF/UNI183779/Karki | Pg 22: © UNICEF/UNI198154/Sonoda; © UNICEF/UN05568/Georgiev | Pg 23: © UNICEF/UN08217/Holt; © UNICEF/UNI189101/Nijimbere | Pg 24: © UNICEF/UNI177682/UNMEER Martine Perret | Pg 26: © UNICEF/UNI182021/Rich | Pg 29: © UNICEF/UNI193958/Khuzaië | Pg 30: © UNICEF/UNI166664/Kasonde | Pg 32: © UNICEF/UNI169829/Yurtsever; © UNICEF/UNI37320/Pirozzi; © UNICEF/UN01080/Terdjman; © UNICEF/UNI185029/Cherkaoui; © UNICEF/UNI182314/Arnaud | Pg 33: © UNICEF/UNI46513/Pirozzi; © UNICEF/UNI100818/Asselin; © lacaixa/2015 | Pg 35: © UNICEF/UNI197224/Khuzaië; © UNICEF/UN03017/Gilbertson VII Photo; © UNICEF/UNI182065/Rich; © UNICEF/UNI186533/Filippov; © UNICEF/UNI185359/Karki; © UNICEF/UNI182584/Pirozzi; © UNICEF Haiti/2015; © UNICEF/2016/Pedersen | Pg 37: © UNICEF/UNI184369/Karki | Pg 38: © UNICEF/2016/Ieroianni | Pg 39: © UNICEF/UNI181598/Ieroianni | Pg 40: © UNICEF/UNI185697/Karki; © UNICEF/UNI193697/Esiebo; © UNICEF/UNI201554/Rich | Pg 41: © UNICEF/UNI182031/Rich; © UNICEF/UNI182701/Noorani; © UNICEF/UNI198692/Wandera; © UNICEF/UNI184568; © UNICEF/UN05995/Anmar; © UNICEF/2015/Ieroianni | Inside back cover: © UNICEF/UNI197652/Gilbertson VII Photo

**UNICEF Supply Division**

Oceanvej 10-12  
2150 Nordhavn  
Denmark

Telephone: +(45) 45 33 55 00  
Email: [supply@unicef.org](mailto:supply@unicef.org)  
[www.unicef.org/supply](http://www.unicef.org/supply)  
[www.supplychainsforchildren.org](http://www.supplychainsforchildren.org)  
[www.unicef.org/innovation](http://www.unicef.org/innovation)

unicef  | for every child